

NOBLELIFT
CANADA  INC.

WE PROMISE | WE DELIVER

 ISO9001 / ISO14001
CE Certificate

NOBLELIFT EDGE

POWERED PALLET TRUCK



ELEVEX™
Material Handling Solutions

Q max.
2000kg

PTE15/20N2[PTE33/45N2]

LIFTING CAPACITY:

- 1500kg / 3300lbs and 2000kg / 4500lbs

COMPACT & ROBUST

- Compact, maintenance-friendly design for work in confined spaces.
- High robustness with 4.5mm (PTE15N2) and 5mm (PTE20N2) thick fork steel.

INNOVATIVE LITHIUM BATTERY AND CHARGER

- Industry first serviceable compact lithium battery.
- Optional heating system for charging in low-temperature environments.
- Optional integrated battery lock function for security.
- Compatible with **Noblelift Charging** Hub for plug & play fast charging.
- Optional integrated charger with a wide range of configurations available to meet the needs of different markets.

ALL-WEATHER PERFORMANCE

- Suitable for use in temperatures as low as -15°/5°F.

PALLET COMPATIBILITY

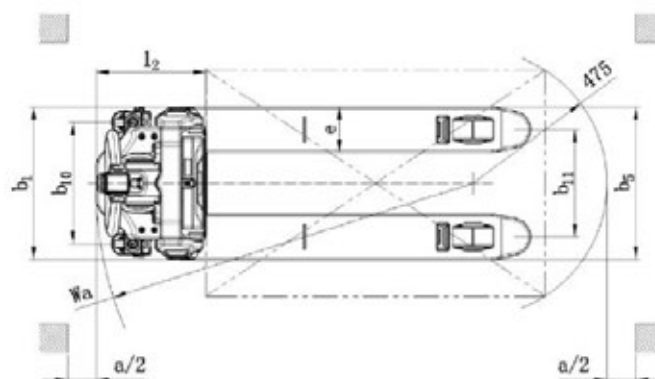
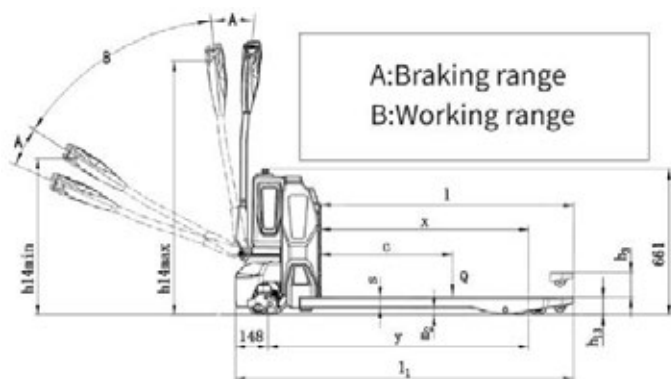
- Pallet compatibility-special version for US-type closed pallets with a lowered height of 75mm / 2.95in for 1500kg / 3300 Lbs models.

ENHANCED ERGONOMICS

- New generation tiller head with improved ergonomics.



ELEVEX[™]
Material Handling Solutions



TECHNICAL DATA IN LINE WITH VDI 2198

IDENTIFICATION

1.2	Model		PTE15N2	PTE20N2
1.3	Drive		Battery	Battery
1.4	Operation		Pedestrian	Pedestrian
1.5	Load capacity/rated load	Q(t)	1.5	2.0
1.6	Load centre distance	c(mm)	600	600
1.8	Load distance	x(mm)	947	951
1.9	Wheelbase	y(mm)	1187	951

WEIGHTS

2.1	Net weight with battery	kg	125	127	125	153
2.2	Axle loading, laden front/rear	kg	500/1225	626/1002	621/1528	625/1528
2.3	Axle loading, unladen front/rear	kg	96/29	99/29	115/34	119/34

WHEELS/FRAME

3.1	Tyres		PU	PU		
3.2	Tyre size, front	Øxw (mm)	Ø 210x70	Ø 210x70		
3.3	Tyre size, rear	Øxw (mm)	Ø 74 x 93 ¹⁾ / Ø 80 x 70 (Ø 80 x 93)	Ø 80 x 70 (Ø 80 x 93)		
3.4	Additional wheels (dimensions)	Øxw (mm)	Ø-80 x 30	Ø-80 x 30		
3.5	Wheels, number front/rear(x=driven wheels)		1x/2(1x/4) or 1x + 2/2(1x + 2/4)	1x/2(1x/4) or 1x + 2/2(1x + 2/4)		
3.6	Tread, width, front	b10(mm)	-/430	-/430		
3.7	Tread, width, rear	b11(mm)	380	525	380	525

BASIC DIMENSIONS

4.4	Lift	h3(mm)	115	115		
4.9	Height of tiller, min./max.	h14(mm)	700/1160	700/1160		
4.15	Height, lowered	h13(mm)	75 ²⁾ /80	80		
4.19	Overall length	l1(mm)	1537	1543		
4.20	Length to face of forks	l2(mm)	388	394		
4.21	Overall width	b1(mm)	540	685	540	685
4.22	Fork dimensions	s/e/l(mm)	50/160/1150	50/160/1150		
4.25	Width across forks	b5(mm)	540	685	540	685
4.32	Ground clearance (centre of wheelbase)	m2(mm)	25 ³⁾ /30	30		
4.34	Aisle width for pallets 800x1200 lengthways	Ast(mm)	2013	2019		
4.35	Turning radius	Wa(mm)	1336	1342		

PERFORMANCE DATA

5.1	Travel speed laden/unladen	km/h	4.2/4.7	4.8/5.2
5.2	Lift speed laden/unladen	m/s	0.020/0.025	0.017/0.022
5.3	Lowering speed laden/unladen	m/s	0.05/0.04	0.05/0.03
5.8	Max. geadeability, laden/unladen	%	6/16	8/16
5.10	Service brake		Electromagnetic	Electromagnetic

ELECTRISC

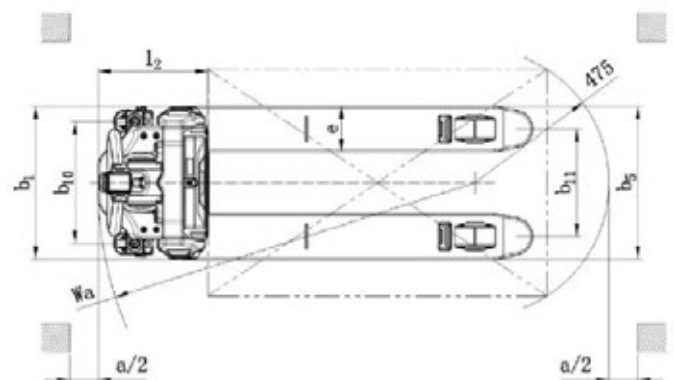
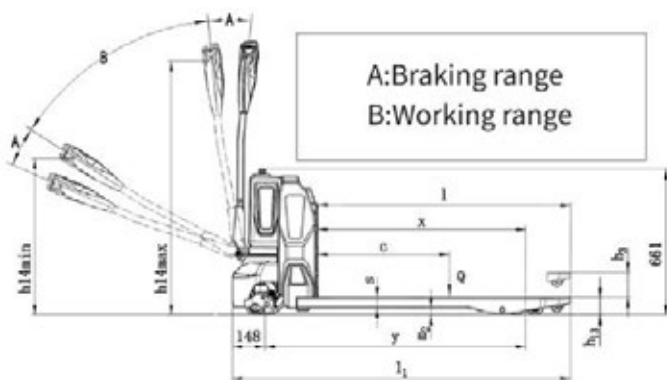
6.1	Drive motor, output at S2 60min.	kW	0.65	1.0
6.2	Lift motor, output at S3 10%	kW	0.5	1.8
6.3	Battery as per DIN 43531/35/36 A, B, C, no		NO	No
6.4	Battery voltage/nominal capacity	V/Ah	24/20 (24/40)	48/20
6.5	Battery weight	kg	5.8 (8.5)	8.5
6.6	Energy consumption acc. to VDI cycle	kWh/h	0.18	0.25

MISC

8.1	Type of drive control		DC speed control	DC speed control
-----	-----------------------	--	------------------	------------------

Note:

- 1) When h13 is 75mm, select this single wheel;
- 2) With 74x93 single wheel;
- 3) When h13 is 75mm, then m2 is 25mm.



TECHNICAL DATA IN LINE WITH VDI 2198

IDENTIFICATION

1.2	Model		PTE33N2	PTE45N2
1.3	Drive		Battery	Battery
1.4	Operation		Pedisttrain	Pedisttrain
1.5	Load capacity/rated load	Q(lbs)	3307	4409
1.6	Load centre distance	c(in)	23.6	23.6
1.8	Load distance	x(in)	37.3	37.4
1.9	Wheelbase	y(in)	46.7	46.8

WEIGHTS

2.1	Net weight with battery	lbs	276	280	328	337
2.2	Axle loading, laden front/rear	lbs	1102/2701	1380/2209	1369/3369	1378/3369
2.3	Axle loading, unladen front/rear	lbs	212/64	218/64	115/34	119/34

WHEELS/FRAME

3.1	Tyres		PU		PU	
3.2	Tyre size, front	Øxw (in)	Ø 8.3x2.8		Ø 8.3x2.8	
3.3	Tyre size, rear	Øxw (in)	Ø 2.9 x 3.7 ¹⁾ / Ø 3.2 x 2.8 (Ø 3.2 x 3.7)		Ø 3.2 x 2.8 ¹⁾ (Ø 3.2 x 3.7)	
3.4	Additional wheels (dimensions)	Øxw (in)	Ø -3.2 x 1.2		Ø -3.2 x 1.2	
3.5	Wheels, number front/rear(x=driven wheels)		1x/2(1x/4) or 1x + 2/2(1x +2/4)		1x/2(1x/4) or 1x + 2/2(1x +2/4)	
3.6	Tread, width, front	b10(in)	-/16.9		-/16.9	
3.7	Tread, width, rear	b11(in)	15	21	15	21

BASIC DIMENSIONS

4.4	Lift	h3(in)	4.5		4.5	
4.9	Height of tiller, min./max.	h14(in)	28/46		28/46	
4.15	Height, lowered	h13(in)	3 ²⁾ /3.2		3.2	
4.19	Overall length	11(in)	60.5		61	
4.20	Length to face of forks	12(in)	15.3		15.5	
4.21	Overall width	b1(in)	21	27	21	27
4.22	Fork dimensions	s/e/l(in)	2/6.3/45		2/6.3/45	
4.25	Width across forks	b5(in)	21	27	21	27
4.32	Ground clearance (centre of wheelbase)	m2(in)	1 ³⁾ /1.2		1.2	
4.34	Aisle width for pallets 800x1200 lengthways	Ast(in)	79		79	
4.35	Turning radius	Wa(in)	53		53	

PERFORMANCE DATA

5.1	Travel speed laden/unladen	mph	2.6/2.9		3/3.2	
5.2	Lift speed laden/unladen	in/s	0.8/1		0.7/0.9	
5.3	Lowering speed laden/unladen	in/s	2/1.6		2/1.2	
5.8	Max. gradeability, laden/unladen	%	6/16		8/16	
5.10	Service brake		Electromagnetic		Electromagnetic	

ELECTRISC

6.1	Drive motor, output at S2 60min.	Hp	0.87		1.34	
6.2	Lift motor, output at S3 10%	Hp	0.67		1.07	
6.3	Battery as per DIN 43531/35/36 A, B, C, no		NO		No	
6.4	Battery voltage/nominal capacity	V/Ah	24/20 (24/40)		48/20	
6.5	Battery weight	lbs	12(18.7)		18.7	
6.6	Energy consumption acc. to VDI cycle	kWh/h	0.18		0.25	

MISC

8.1	Type of drive control		DC speed control		DC speed control	
-----	-----------------------	--	------------------	--	------------------	--

Note:

1) When h13 is 3in, select this single wheel; 2) With 2.9x3.7 single wheel; 3) When h13 is 3in, then m2 is 1in.



Montreal | Quebec | Saguenay

elevex.ca

MONTREAL (Head office)

100A, Hymus Blvd. Pointe-Claire (QC) H9R 1E4
Phone: 514 694-4223 Toll free: 1 866 421-4223

QUEBEC

1279, Paul-Émile Giroux St. Suite 200 Québec (QC) G1C 0K9
Phone: 418 694-4223 Toll free : 1 866 421-4223

SAGUENAY

2305, Alexis-Le-Trotteur, St. Jonquière (QC) G7X 9H8
Phone: 418 543-0000 Toll free: 1 866 421-4223

info@elevex.ca

