

REACH STACKER

SRSC4535H4

STANDARD  
FEATURES

- ➔ Safety features include LED work light package, alarm system, reverse camera, object detection system and a dry chemical fire suppression system
- ➔ Components from brands you know and trust including Cummins, Dana and Parker
- ➔ Powered Pile Slope
- ➔ Powered Sliding Cab

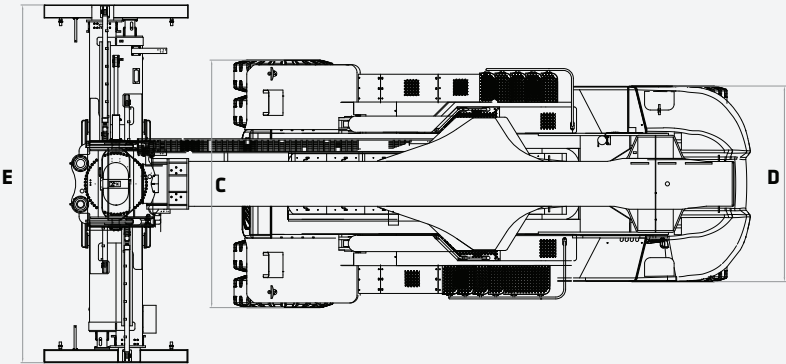
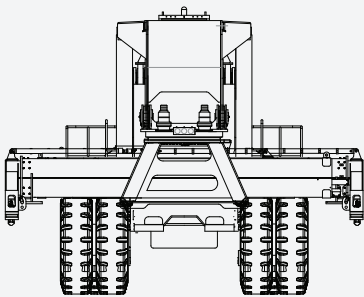
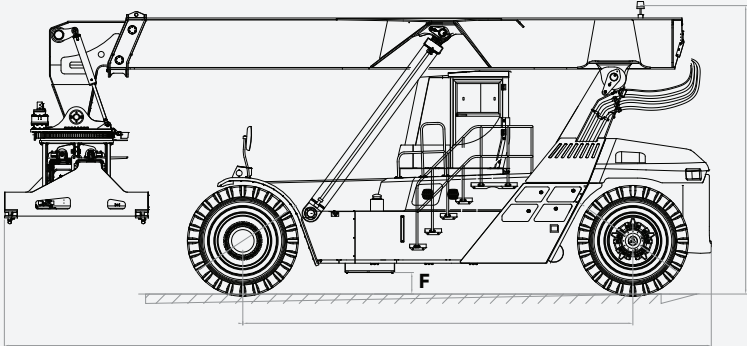
**99,200 lbs**  
Max. Load 1st Row

**41,900 lbs**  
Max. Load 3rd Row

**256"**  
Wheelbase

**594"**  
Max. Lift Height

DIMENSIONS



DIMENSIONS			
Boom			
	Angle Min./Max.	0/58°	
A	Height Lowered	192"	4 800 mm
Under Spreader			
	Maximum Lift	594"	15 100 mm
	Minimum Height	51"	1 300 mm
Overall			
B	Length	471"	11 960 mm
C	Drive Tires Width	119"	3 033 mm
D	Steer Tires Width	110"	2 790 mm
Spreader Width			
E	Retracted	238"	6 053 mm
	Extended	479"	12 185 mm
F	Wheelbase Center Ground Clearance	14"	350 mm
Container Minimum Aisle Width			
	20'	472"	12 000 mm
	40'	535"	13 600 mm
	Outside Turning Radius	346"	8 800 mm

PRODUCT SPECIFICATIONS  
REACH STACKER ||| SRSC4535H4



STANDARD AND OPTIONAL EQUIPMENT

s = standard / o = optional

SRSC4535H4	ENGINE
s	Cummins QSL9 Diesel Engine with 350HP
s	Tier 4 Final EPA Emissions Compliant
s	24V, 95A Alternator
s	High Intake, Long Life Air Filter w/ Safety Element
s	Automatic Fire Extinguisher
	DRIVETRAIN
s	Dana TE-32 Powershift Transmission
s	4 FWD & 4 REV Gears
s	D106 Planetary Kessler Drive Axle w/ Wet Brakes
s	18.00 x 33, 36 Ply Drive and Steer Tires for the SRSC45H4
	HYDRAULICS & LOAD HANDLING
s	Efficient Load Sensing Hydraulic System
s	Optimized Automatic Throttle Up During Lifting Operations
s	Spreader with Proportional Hydraulic System w/ Micro Control
s	Hydraulic Accumulator on Lift Circuit
s	SDJ450H 20'/40' Container Spreader for Single Stack 8'6" Containers
s	Spreader Equipped with Rotation and Powered Pile Slope
o	Wide Twist Lock Spreader for 8'6" and 9'6" Wide Containers (Includes PPS)
s	Spreader Twist Lock Indicator Lights
	CABIN
o	Automatic Greasing Systems for Spreader and Truck
s	Enclosed High Visibility Cabin
s	Hydraulically Powered Sliding Cabin
s	Mechanical Full Suspension Cloth Seat (Grammer)
o	Air Ride, Full Suspension Cloth Seat (Grammer)
s	Stair Wells Leading to Both Sides of Cabin
s	Ergonomic Multi-Function Joy Stick
s	Intuitive Display Panel
s	Steering wheel w/ Spinner Knob
s	24V to 12V DC/DC Converter
s	Rubber Floor Mat
s	Operator Presence and Restraint System
s	Rubber Mount Isolators to Reduce Cabin Vibrations

STANDARD AND OPTIONAL EQUIPMENT

s = standard / o = optional

SRSC4535H4	CABIN (CONTINUED)
s	Automatic Climate Control with A/C and Heat
o	Reverse Camera w/ 7" Display
s	Object Detection Sensor up to 10' in Reverse Direction
o	Object Detection Sensor up to 16' in Reverse Direction
s	Telescoping and Tilting Steering Column
s	Front, Top and Rear Wipers
s	Recirculation Fan
s	Top Sun Shade
o	Training Seat
o	Additional Hour Meter (Located in Dash)
o	Reading Light
o	12V - 10A Power Supply
o	Radio System (Includes Radio, Speakers and Antenna)
o	Auxiliary Equipment Mounting Shelf
	ACCESSORIES
s	Locking Fuel Cap
o	Cold Climate System: For Temperatures Down to -22°F
o	Empty Seat Shut Down (Factory Preset is 15 Minutes)
s	Lockable Battery Disconnect
s	Operator, Service and Parts Manuals (English)
s	Electric Horn
s	Wide Angle Mirrors
o	Twist Lock Counter
s	6 Front Fender Mounted LED Lights
s	4 Forward Facing Boom LED Work Lights
s	2 Rear Boom Mounted LED Lights
s	2 Side Boom LED Lights
s	2 Spreader Mounted LED Lights
s	Indicator and Hazard Lights
s	Rotating Amber Beacon on Boom
o	Additional LED Lights

# PRODUCT SPECIFICATIONS REACH STACKER ||| SRSC4535H4

## WORKING RANGE

SPECIFICATIONS		
GENERAL		
Rated Load Capacity		
1 <sup>st</sup> Row	99,200 lbs	45 000 kg
2 <sup>nd</sup> Row	77,162 lbs	35 000 kg
3 <sup>rd</sup> Row	41,900 lbs	19 000 kg
Wheelbase	256"	6 500 mm
Hydraulic Tank Capacity		
Main	172 gal	650 l
Brake	52 gal	195 l
Fuel Tank Capacity	172 gal	650 l
WEIGHTS		
Total Truck Weight w/o Load	168,564 lbs	76 660 kg
Axle Loading with Load		
Front	223,190 lbs	101 450 kg
Rear	44,462 lbs	20 210 kg
Axle Loading without Load		
Front	76,956 lbs	34 980 kg
Rear	91,674 lbs	41 670 kg
WHEELS		
Tire Type	Pneumatic	
Tire Size		
Drive	18 x 33 36PR	
Steer	18 x 33 36PR	

## LIFTING PERFORMANCE

PERFORMANCE		
SPEED		
Travel		
With Load	11 mph	18 km/h
Without Load	15 mph	25 km/h
Lifting		
With Load	49 ft/min	0.25 m/s
Without Load	82 ft/min	0.42 m/s
Lowering		
With Load	59 ft/min	0.30 m/s
Without Load	70 ft/min	0.36 m/s
GRADEABILITY @ 1 MPH (1.6 KM/H)		
With Load	24%	
Without Load	38%	

\* All imperial numbers have been rounded to the nearest whole number.  
Ratings are based on ISO 10567:2007. Lift capacity does not exceed 75% of tipping load with the machine on firm, level ground or 87% of hydraulic lifting capacity.

## POWERTRAIN

### ENGINE

Type	Cummins Diesel	
Output		
Rated	350 hp	260 kW
Governed Speed	2,100 rpm	
Number of Cylinders	6	
Displacement	9 l	
Maximum Engine Torque	1,200 lb-ft	1 626 N-m
Turbocharger	Water-cooled Variable Geometry	
Alternator	24V	95A
Drive Axle	Kessler D102	

### TRANSMISSION

Model Number	Dana TE32	
Forward	4	
Reverse	4	

### BATTERY

Capacity	2 x 12 V 165 Ah CCA	
----------	---------------------	--

### BRAKES

Service	Wet Disc	
Parking	Dry Disc	

### TANK CAPACITY

DEF	5 gal	19 l
-----	-------	------

In the interest of continual equipment development, SANY Canada Ltd. reserves the right to change these specifications at any time without prior notification.



**MONTREAL (Head office)**  
100A, Hymus Blvd.  
Pointe-Claire (Québec) H9R 1E4

Phone: 514 694-4223  
Toll free: 1 866 421-4223

info@elevex.ca



**QUEBEC**  
1279, Paul-Émile Giroux St. Suite  
200 Québec (Québec) G1C 0K9

**SAGUENAY**  
2305, Alexis-Le-Trotteur  
St. Jonquière (Québec) G7X 9H8



**elevex.ca**