

100D-9V

22,000 lbs capacity
Diesel · Pneumatic Tire

HYUNDAI
MATERIAL HANDLING
NO ONE DELIVERS MORE

MORE PERFORMANCE.
LOWER EMISSIONS.
THE POWER TO DO MORE
AND SAVE MORE.



Get more of what you're looking for: THE 100D-9V FROM HYUNDAI

The Hyundai 100D-9V is redefining the meaning of high performance in heavy-duty forklifts. It combines the power and efficiency of a Cummins diesel engine with reduced emissions. The cab and controls are designed for maximum operator comfort and productivity. Throughout this workhorse of a machine innovative systems lower your costs as you drive up your profits.

Greater reliability. Easier servicing. Enhanced ergonomics. More power. With lower costs. That's what you'll find in the Hyundai 100D-9V.



RUGGED KESSLER D41 DRIVE AXLE

This rugged, reliable drive axle delivers greater strength, durability, and load management. For improved reliability, reduced maintenance, and sure stopping power, it features semi-permanent wet disc brakes and for added safety a spring applied hydraulically released (SAHR) caliper-type auto-parking brake standard for heavy-duty industrial applications.



EASY SERVICE ACCESS TILT CABIN

The 100D-9V cabin tilts up to 52°, providing easy access to the powertrain, hydraulics, and electrical systems. The cooling system and engine fluids can be easily accessed by opening the cover of the wing-type engine panel. There's also a sensor to stop the tilt function if the cabin door is open.



MULTI-FUNCTION DISPLAY

The new digital cluster offers improved visibility of information for optimal equipment operation. The cluster is fully integrated with the Master Control Unit (MCU) for key settings and control for greater efficiency and safety. It also includes self-diagnosis of the engine and consumables management for greater uptime and lower costs.



ECO-FRIENDLY, FUEL-EFFICIENT CUMMINS F3.8 DIESEL

Bringing you more power and greater fuel efficiency, this advanced engine meets Stage V EU Certified emission standards—the most exacting in the world. It also brings you:

- Significantly lower total cost of ownership
- New upgraded ZF transmission for improved responsiveness and shifting
- Power and standard operating modes for optimum performance in different working conditions



ERGONOMICALLY FOCUSED, NEXT GENERATION CAB

Operator comfort and productivity reach a new level with a fully redesigned cab that offers greater visibility while putting advanced controls easily within reach, and so much more:

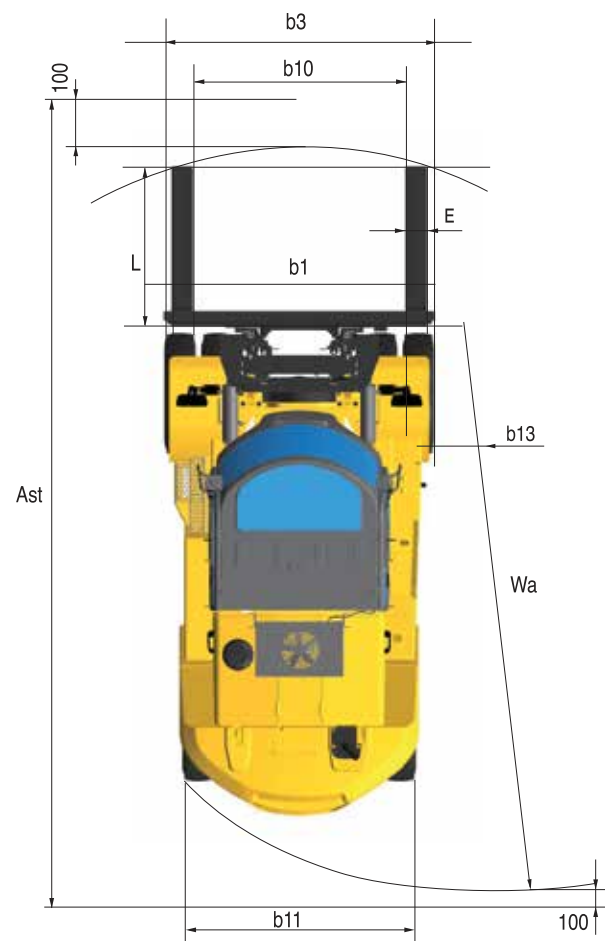
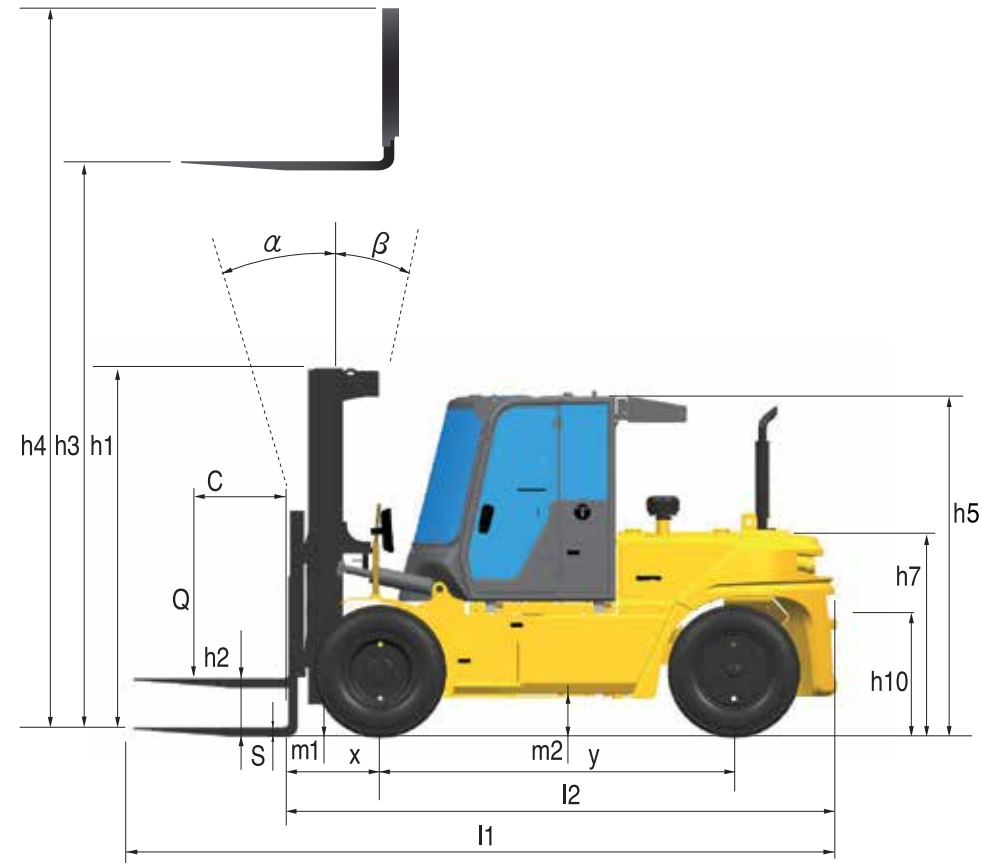
- Full suspension Grammer seat
- Easy-to-read multi-function digital cluster includes all essential information for optimal machine operation
- Auto climate control and a tilting and telescoping steering column for maximum operator comfort

The 100D-9V brings you even more advantages.

- The OPSS System safeguards staff and facilities by restricting driving, lifting, and tilting when the operator leaves the driver's seat
- Auto Tilt feature assures proper mast positioning to engage loads reducing product damage and increasing productivity
- Password protection helps prevent unauthorized operation and theft
- Optional seatbelt interlock forces the wearing of the seatbelt to help protect operators
- Next-generation cabin dramatically cuts noise by 2.5 decibels as compared to previous models
- Optional fingertip controls deliver fast response and precise load control
- Hanging type inching and brake pedals reduce operator fatigue
- Auto climate control with optimized vent locations and air conditioning improves operator comfort
- Additional storage space and improved console accessibility enhance the operator's working environment
- IP64 level water/dust-proof fuse and relay box and new diesel particulate filter increase operating reliability



Dimensions



Specifications

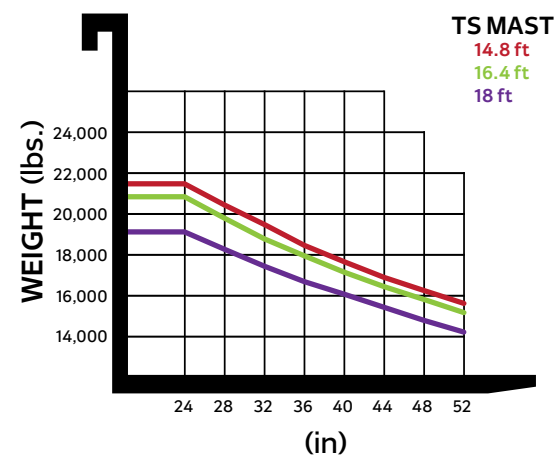
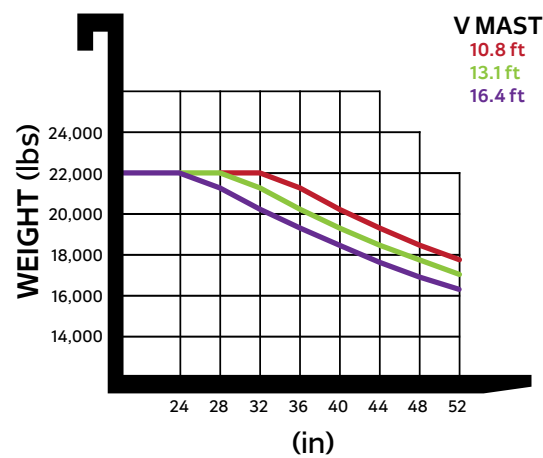
Identification			
	Manufacturer		Hyundai
	Manufacturer's Type Designation		100D-9V
1.1	Drive: Electric (Battery or Mains), Diesel, Petrol, Fuel Gas, Manual		Diesel
1.2	Type Of Operation : Hand, Pedestrian, Standing, Seated, Order-Picker		Seated
1.3	Load Capacity / Rated Load	Q	lb 22,000
1.4	Load center distance	c	in 24
1.5	Load distance, center of front axle to fork	x	in 27.2
1.6	Wheelbase	y	in 108.3
Weights			
2.1	Service Weight		lb 28,823
2.2	Axle Loading, Loaded Front / Rear		lb 145,056 / 5,814
2.3	Axle Loading, Unloaded Front / Rear		lb 12,427 / 16,396
Wheels, Chassis			
3.1	Tires: Solid Rubber(V), Superelastic(SE), Pneumatic(P), Polyurethane(PE)		P
3.2	Tires Size, Front		9.00-20-14PR
3.3	Tires Size, Rear		9.00-20-14PR
3.5	Wheels, Number Front Rear (x=Driven Wheels)		4x2
3.6	Track Width, Front	b10	in 66.7
3.7	Track Width, Rear	b11	in 66.9
Basic Dimensions			
4.1	Mast/Fork Carriage Tilt Forward / Backward		deg 15/10
4.2	Lowered Mast Height	h1	In 112.2
4.3	Free Lift	h2	In 5.9
4.4	Lift Height	h3	In 119.1
4.5	Extended Mast Height	h4	In 171.7
4.7	Overhead Load Guard (Cab) Height	h5	In 105.5
4.8	Seat Height / Standing Height	h7	In 65
4.12	Coupling Height	h10	In 23.7
4.19	Overall Length	l1	in 215.2
4.20	Length to Face of Forks	l2	In 167.9
4.21	Overall Width	b1	in 89.2
4.22	Fork Dimensions	H x W x L	in 3 x 7.0 x 47.2
4.24	Fork-Carriage Width (with backrest)	b3	in 89.2
4.31	Ground Clearance, Under Mast	m1	in 9.8
4.32	Ground Clearance, Centre of Wheelbase	m2	In 11.9
4.33	Aisle Width for Pallets 1000x1200 Crossways	Ast	in 220.1
4.34	Aisle Width for Pallets 800x1200 Lengthways	Ast	in 228.0
4.35	Turning Radius	Wa	in 156.1
4.36	Smallest Pivot Point Distance	b13	in 53.3
Performance Data			
5.1	Travel Speed, Loaded / Unloaded		mph 17.6 / 20.3
5.2	Lift Speed, Loaded / Unloaded		mph 86.6 / 98.4
5.3	Lowering Speed, Loaded / Unloaded		mph 98.4 / 98.4
5.6	Max. Drawbar Pull, Loaded / Unloaded S2 5min		lbs 17,840 /
5.8	Max. Gradient Performance, Loaded / Unloaded S2 5min		% 31.5 /
5.10	Service Brake		Hydraulic
Engine			
7.1	Engine Manufacturer / Type		Cummins F3.8
7.2	Engine Power Acc. to ISO 1585		hp/rpm 120.6/2,200
7.3	Maximum Torque		lbf-ft/rpm 371/1,500
7.4	No. of Cylinders / Displacement		EA/cc 4/3,726
7.5	Fuel Consumption Acc. to VDI Cycle		l/h 4.8
Addition Data			
8.1	Type of drive control		Full Auto
8.2	Operating pressure, system / attachments		psi 3,271 / 2,062
8.3	Oil volume for attachments		GPM-US 29
8.4	Sound level at the driver's ear according to DIN 12053		dB (A) 77.3
8.5	Trailer coupling, type DIN		Pin

100D-9V

Mast Type	Maximum Fork Height	Overall Height (Lowered)	Free Lift Height	Mast Tilt Angle		Load capacity	Truck Weight (Unloaded)	
			With Load Backrest	Fwd	Bwd	24in LC		
			in	deg	deg	lbs		
2 Stage Limited Free Lift	V300	119	112	5	15	10	22,000	28,823
	V350	138	122	5	15	10	22,000	28,957
	V400	158	133	5	15	10	22,000	29,119
	V450	178	143	5	15	10	22,000	29,508
	V500	197	153	5	15	10	22,000	29,643
	V550	217	165	5	15	10	19,841	29,805
	V600	237	175	5	15	10	17,636	30,128
3 Stage Full Free Lift	TS450	178	117	65	15	10	20,000	30,749
	TS500	198	125	73	15	10	20,000	31,036
	TS550	217	133	81	15	10	18,959	31,286
	TS600	237	141	89	15	10	17,196	31,747
	TS750	296	165	112	15	6	15,432	32,452

Load Capacity

100D-9V



HI-MATE MANAGEMENT SYSTEM

Hi-Mate is one of the industry's most advanced remote management systems. With continuous data collection, Hi-Mate delivers more communication, control, and ability to track, monitor, maintain, and manage your forklift fleet. It is the proven way to efficiently coordinate both your equipment and human resources.

ONLY HYUNDAI OFFERS YOU SUCH A COMPREHENSIVE, FULLY INTEGRATED TELEMATICS SYSTEM.

Hi-Mate works by collecting key data from sensors mounted to your equipment that track operation of the forklift, relaying that information to your computer or mobile device in real time. By monitoring key components, such as the engine, electric system, and hydraulics, Hi-Mate can help you evaluate machine and operator performance, create preventive maintenance programs, and help you minimize downtime as you maximize productivity.



HiMATE



Equipment operation management

Real-time monitoring and follow-up management of individual pieces of equipment or equipment fleet deliver essential operational status and information, including:

- Key-on time, travel hours, work hours, and GPS location



Equipment status management

Vital diagnostic and maintenance data is relayed as alerts, while Hi-Mate Premium provides tracking of pre-shift checklists to help reduce downtime and ensure OSHA compliance:

- Alerts are sent for DTCs, system warning, and required maintenance



Safe traveling control

An impact monitor provides alerts, accountability, and follow-up management of safety incidents involving equipment during operation:

- The system logs the number and severity of impacts as well as the operator who was logged into the unit at the time of the incident

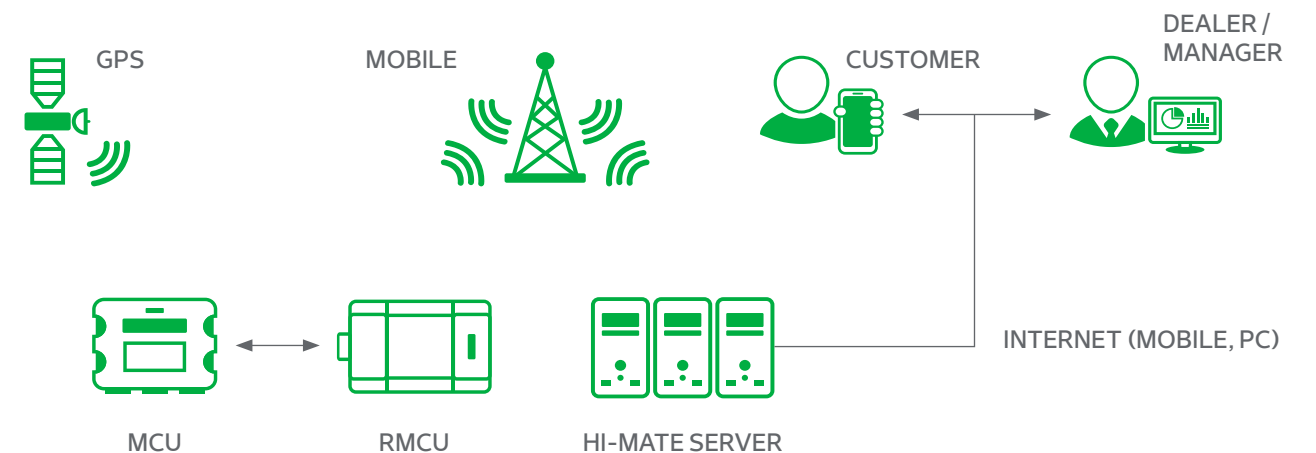


Human resource management

Hi-Mate Premium can control who operates equipment via a pin pad and RFID reader:

- Provided information can be used to evaluate productivity, efficiency, and workforce safety
- Tracking the weight load indicator captures operator productivity

Data Flow



Standard & Optional Features

		Details	100D-9V			Details	100D-9V	
OPERATION ROOM	Cabin	New Cabin	●	HYDRAULICS	MCV & Hoses	4 Spool MCV + attached piping for V300 Mast	●	
		Wiper for Top window	○			MCV Options - 5 Spool	○	
	A/C	A/C+Heater	●			Attached Piping for All MCVs & Masts	○	
	Seat	Grammer seat + Orange belt + Arm rest		●	TIRE	Tires	Pneumatic Tires	●
		Seat Accessories - Buckle switch, Backrest, Heated seat		○			Solid Tires	○
		Seat Options - Air suspension seat, Grammer Swivel seat		○	VISIBILITY	Lamp	Working Lamp - Front & Rear LED	●
	Lever	Manual Lever	●	Mirror		L/H & R/H Back Mirror & Panorama Mirror		●
		Finger Tip	○			Heated L/H & R/H Back Mirror & Panorama Mirror		○
	etc.	Radio & USB		○	Camera	Rear Camera		○
		Bluetooth Radio		○		CONVENIENCE	Load Weight Indicator	
Extinguisher		○	Accumulator		○			
MAST & ATTACHMENT	Mast	(Standard Mast - 112.2 - 171.7 in)		●	SAFETY	ROPS		●
		2 stage Mast		○		OPSS - Travel & Mast		●
		3 stage Mast		○		OPSS - Travel only		○
	Fork	Standard Fork - 3 x 7.0 x 47.2 in		●		Seat Belt interlock		○
		Fork Options - 1,350mm~2,400mm Fork		○		Master Switch		●
	Carriage	Carriage Options - Shaft type		●		LED Beacon Lamp		○
		Integral Shaft Type Carriage		○		OTHERS	Oil - VG46	
	Fork Positioner - Independent, Synchronized		○	Oil Options - VG32 for Tropical, VG15 for Cold Area			○	
	Integral Side Shift		○	Hi-MATE (General)			○	
	Attachment	Side Shift & Positioner - Independent, Synchronized		○			Hi-MATE (Premium)	

● STD / ○ OPT



MONTREAL (Head office)
 19151 A, Cruickshank Avenue
 Baie-D'Urfé (Québec) H9X 3N9
 Phone: 418 694-4223
 Toll free: 1 866 421-4223
info@elevex.ca

SAGUENAY
 2305, Alexis-Le-Trotteur
 St. Jonquière (Québec) G7X 9H8

elevex.ca



**NO ONE
 DELIVERS MORE**

