

50/70D-9

11,000-15,500 lbs. capacities

Diesel · Pneumatic Tire

HYUNDAI

MATERIAL HANDLING

NO ONE DELIVERS MORE

MORE POWER.
MORE EFFICIENCY.
MORE OF WHAT YOU NEED
TO GET THE JOB DONE.



Get more of what you're looking for: THE 50/70D-9 FROM HYUNDAI

Hyundai has packed big performance and a big array of features in these rugged mid-size diesels. It all begins with a proven Cummins engine that meets all EPA Tier 4 and EU Stage IV emission regulations. This powerplant is matched to a fully automatic ZF transmission, rugged drive axle, and low maintenance wet disc brakes. The result is a machine that delivers maximum power with unbeatable efficiency and economy.

But there's more. Throughout the D-9 you'll find innovations that will increase your productivity and profitability whatever the task, over any terrain, in the toughest conditions.



POWERFUL, PROVEN CUMMINS DIESEL

The 101 HP Cummins QSF3.8 turbocharged engine is built for power, reliability, and economy. Beyond low emissions, it delivers:

- High torque at low RPMs
- Outstanding gradeability
- Fast travel speeds up to 21 MPH
- Excellent fuel economy



SPACIOUS OPERATOR'S CABIN

Our deluxe cab provides more space for operators, outstanding visibility, automatic climate control with high output AC and heater, plus:

- Grammer™ full suspension seat
- Low effort, quick response control levers
- Optimized pedal positions
- Adjustable, tilting steering column



INFORMATION RICH CLUSTER

The cluster panel consolidates important equipment information, real-time data, onboard diagnostics, data logging, safety features, maintenance tracking and more for complete system control. All information is clearly displayed for easy reading and includes an optional weight indicator for added safety.



HYDROSTATIC POWER STEERING

The fully hydrostatic power steering provides smooth and precise handling and outstanding control.



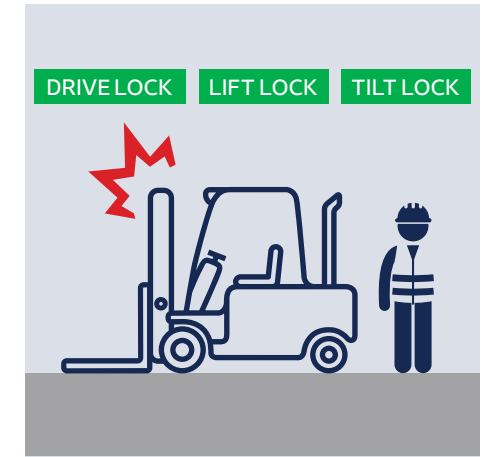
MAINTENANCE MANAGEMENT

Displayed on the cluster, this indicator alerts operators and technicians when maintenance items need to be replaced before a possible failure.



EASY SERVICE ACCESS

With just the touch of a single switch the cabin can be tilted up to 54 degrees to reveal a large workspace for ready access to the powertrain and functional parts to speed and simplify servicing. Downtime is further reduced thanks to the convenient positioning of key components and water- and dust-proof fuse and relay boxes.



PUTTING SAFETY FIRST

For maximum safety you'll find an advanced Operator Presence Sensing System that requires the operator to be in the seat to have the use of the travel and hydraulic functions, including tilt, lift and lower. Other safety features include auto parking brake, and high brightness headlamp and LED taillight.

The D-9 brings you even more advantages.

- Maximum speed limit function allows operators to set safe speed limits without affecting lift speeds and acceleration
- Optional load weight indicator provides a digital readout of the load weight and warns if the maximum capacity is reached
- For safer loading and unloading, the D-9 has a mast tilt angle of 15 degrees forward and 10 degrees backward
- Machine inclination warning system provides grade and slope status information for greater operating safety
- The large footboard and hand grip make it easier and safer to enter and exit the vehicle
- Password setting function prevents unauthorized use and theft
- Engine mode control lets you match engine performance to your applications with a Standard Mode for light loads and Power Mode for heavier loads and/or increased power
- Optional rear-view camera and monitor help ensure a safer working environment
- In the event of damage to the hydraulic line while lowering, a safety valve prevents the forks from sudden dropping
- Standard rear tire cover and optional undercarriage cover protect the engine, radiator and other key components from dusts and other contaminants

HiMATE



ONLY HYUNDAI OFFERS YOU SUCH A COMPREHENSIVE, FULLY INTEGRATED TELEMATICS SYSTEM.

Hi-Mate works by collecting key data from sensors mounted to your equipment that track operation of the forklift, relaying that information to your computer or mobile device in real time. By monitoring key components, such as the engine, electric system, and hydraulics, Hi-Mate can help you evaluate machine and operator performance, create preventive maintenance programs, and help you minimize downtime as you maximize productivity.

Equipment operation management

Real-time monitoring and follow-up management of individual pieces of equipment or equipment fleet deliver essential operational status and information, including:

- Key-on time, travel hours, work hours, and GPS location

Equipment status management

Vital diagnostic and maintenance data is relayed as alerts, while Hi-Mate Premium provides tracking of pre-shift checklists to help reduce downtime and ensure OSHA compliance:

- Alerts are sent for DTCs, system warning, and required maintenance

Safe traveling control

An impact monitor provides alerts, accountability, and follow-up management of safety incidents involving equipment during operation:

- The system logs the number and severity of impacts as well as the operator who was logged into the unit at the time of the incident

Human resource management

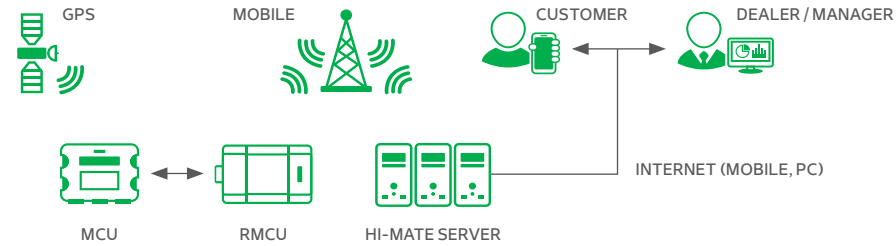
Hi-Mate Premium can control who operates equipment via a pin pad and RFID reader:

- Provided information can be used to evaluate productivity, efficiency, and workforce safety
- Tracking the weight load indicator captures operator productivity

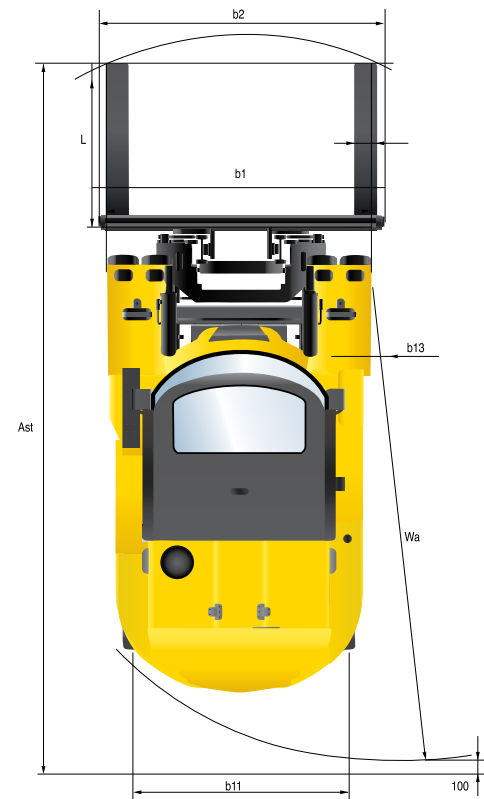
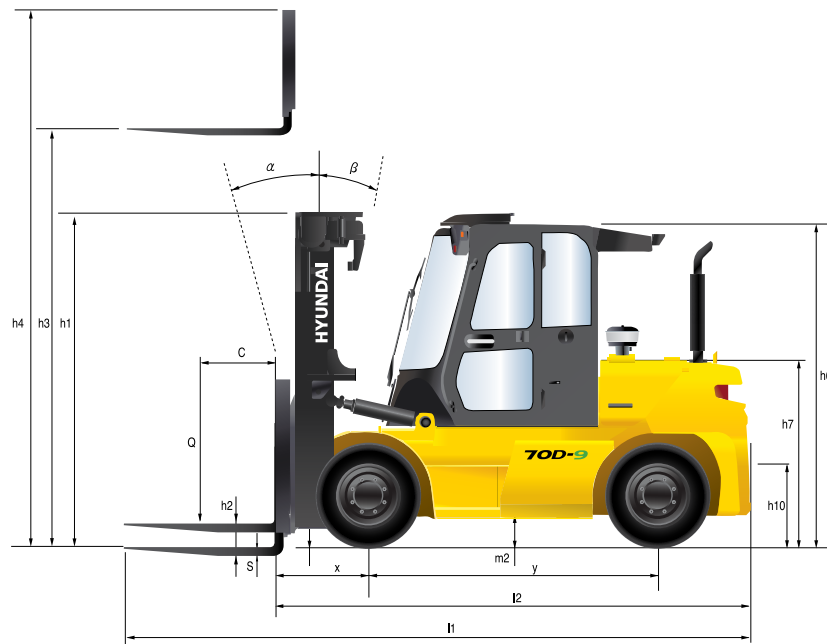
HI-MATE MANAGEMENT SYSTEM

Hi-Mate is one of the industry's most advanced remote management system. With continuous data collection, Hi-Mate delivers more communication, control, and ability to track, monitor, maintain, and manage your forklift fleet. It is the proven way to efficiently coordinate both your equipment and human resources.

Data Flow



Dimensions



Specifications

Identification				
1.1	Manufacturer		Hyundai	
1.2	Manufacturer's model designation		50D-9	70D-9
1.3	Drive: electric (battery or mains), diesel, petrol, fuel gas, manual		Diesel	Diesel
1.4	Type of operation: hand, pedestrian, standing, seated, order-picker		seated	seated
1.5	Load capacity / Rated load	Q	lb	11,000 / 15,500
1.6	Load Center Distance	c	in	24 / 24
1.8	Load Distance, Center of Drive Axle to Fork	x	in	24 / 24
1.9	Wheelbase	y	in	96 / 96
Weights				
2.1	Service Weight		lb	19,599 / 23,091
2.2	Axle Loading, Loaded Front / Rear		lb	29,783 / 3,730 / 33,347 / 5,011
2.3	Axle Loading, Unloaded Front / Rear		lb	9,940 / 9,557 / 9,758 / 13,166
Wheels, Chassis				
3.1	Tires: Solid Rubber(V), Superelastic(SE), Pneumatic(P), Polyurethane(PE)		P	P
3.2	Tires Size, Front			8.25-15-14PR / 8.25-15-14PR
3.3	Tires Size, Rear			8.25-15-14PR / 8.25-15-14PR
3.5	Wheels, Number Front / Rear (x=Driven Wheels)			4 x / 2 / 4 x / 2
3.6	Track Width, Front	b10	in	62.2 / 62.2
3.7	Track Width, Rear	b11	in	63.1 / 63.1
Basic Dimensions				
4.1	Mast/Fork Carriage Tilt Forward / Backward		deg	15 / 10 / 15 / 10
4.2	Lowered Mast Height	h1	in	99 / 99
4.3	Free Lift	h2	in	5.5 / 5.5
4.4	Lift Height	h3	in	119.3 / 119.3
4.5	Extended Mast Height	h4	in	170 / 170
4.7	Overhead Guard Height (Cabin)	h6	in	106 / 106
4.8	Seat Height / Standing Height rel. to SIP	h7	in	60.5 / 60.5
4.12	Coupling Height	h10	in	20.4 / 20.4
4.19	Overall Length	l1	in	186.6 / 191.6
4.20	Length to Face of Forks	l2	in	139.6 / 144.3
4.21	Overall Width	b1	in	82.3 / 82.3
4.22	Fork Dimensions	L x W x H	in	47.2 x 5.9 x 2.3 / 47.2 x 5.9 x 2.5
4.23	Fork Carriage ISO 2328, Class / Type A, B			Class IV / Class IV
4.24	Fork-Carriage Width	b3	in	81.4 / 81.4
4.31	Ground Clearance, Loaded, Under Mast	m1	in	7.7 / 7.7
4.32	Ground Clearance, Center of Wheelbase	m2	in	9 / 8.8
4.33	Aisle Width for Pallets 1,000x1, 200 Crossway (L x W)	Ast	in	201.9 / 206.7
4.34	Aisle Width for Pallets 800x1, 200 Lengthways (W x L)	Ast	in	209.8 / 214.6
4.35	Turning Radius	Wa	in	130.5 / 135.3
4.36	Smallest pivot point distance	b13		48.2 / 48.2
Performance Data				
5.1	Travel Speed, Unloaded		mph	21 / 20.9
5.2	Lift Speed, Loaded / Unloaded		fpm	86.6 / 91 / 83 / 91
5.3	Lowering Speed, Loaded / Unloaded		fpm	98.4 / 88.6 / 98.4 / 88.6
5.5	Max. Drawbar Pull, Loaded		lbf	16,741 / 16,896
5.7	Max. Gradient Performance, Loaded / Unloaded		%	58.7 / 44.4
5.9	Acceleration Time, Loaded / Unloaded (10m)		sec	- / -
5.10	Service Brake			Hydraulic Assisted Wet Disc Brake / Hydraulic Assisted Wet Disc Brake
Engine				
6.1	Engine manufacturer / type			CUMMINS / QSF3.8 / CUMMINS / QSF3.8
6.2	Engine power acc. to ISO 1585		hp / rpm	100.5 / 2,200 / 100.5 / 2,200
6.3	Maximum Torque		lbf / rpm	306 / 1,600 / 306 / 1,600
6.4	No. of cylinder / Displacement		EA / cc	4 / 3,800 / 4 / 3,800
6.5	Fuel consumption acc. To VDI cycle		l / h	4.9 / 4.9
Additional Data				
8.1	Type of Drive Control			Full Auto / Full Auto
8.2	Operating Pressure, System / Attachments		psi	2,680/2,180 / 2,680/2,180
8.3	Oil Volume (hydraulic)		gpm	20 / 20
8.4	Sound Pressure Level at Driver's Ear According to DIN 12053		dB(A)	79.8 / 79.8
8.5	Trailer Coupling, Type DIN			Pin / Pin

*All specifications in this catalog are subject to change according to the optional items.

50D-9 (STD : Hook-On Type Fork Carriage)												
Mast Type	Maximum Fork Height	Overall Height				Tilt Angle		Load capacity w/o Side shift	Load capacity with Side shift	Truck Weight (Unloaded)		
		Lowered	Extended		Without Load Backrest	Without Load Backrest	Fwd	Bwd	24n LC		24n LC	
			Without Load Backrest	With Standard Load Backrest								
in	in	in	in	in	in	deg	deg	lb	lb	lb		
2-Stage Limited Free Lift	V270	107	93	145	158	6	6	15	10	11,000	11,000	19,548
	V300	119	99	157	170	6	6	15	10	11,000	11,000	19,654
	V330	131	105	169	182	6	6	15	10	11,000	11,000	19,760
	V350	139	109	177	190	6	6	15	10	11,000	11,000	19,828
	V370	147	113	185	198	6	6	15	10	11,000	11,000	19,899
	V400	159	119	196	209	6	6	15	10	11,000	11,000	20,022
	V450	178	131	216	229	6	6	15	10	11,000	11,000	20,525
	V500	198	140	236	249	6	6	15	10	11,000	11,000	20,701
	V550	218	150	256	269	6	6	15	10	11,000	11,000	20,875
	V600	237	160	275	288	6	6	15	10	11,000	10,670	21,050
V700	277	180	315	328	6	6	15	6	11,000	9,834	21,394	
3-Stage Full Free Lift	TF/TS450	180	101	218	229	62	50	15	10	11,000	11,000	21,006
	TF/TS500	199	109	238	248	70	58	15	10	11,000	10,800	21,453
	TF/TS560	220	117	259	269	78	66	15	10	10,900	10,400	21,453
	TF/TS600	239	125	277	288	86	74	15	10	10,500	10,100	21,647

70D-9 (STD : Hook-On Type Fork Carriage)												
Mast Type	Maximum Fork Height	Overall Height				Tilt Angle		Load capacity w/o Side shift	Load capacity with Side shift	Truck Weight (Unloaded)		
		Lowered	Extended		Without Load Backrest	Without Load Backrest	Fwd	Bwd	24n LC		24n LC	
			Without Load Backrest	With Standard Load Backrest								
in	in	in	in	in	in	deg	deg	lb	lb	lb		
2-Stage Limited Free Lift	V270	107	93	154	158	6	6	15	10	15,500	15,500	22,798
	V300	119	99	166	170	6	6	15	10	15,500	15,500	22,902
	V330	131	105	178	182	6	6	15	10	15,500	15,500	23,008
	V350	139	109	185	190	6	6	15	10	15,500	15,500	23,078
	V370	147	113	193	198	6	6	15	10	15,500	15,500	23,149
	V400	159	119	205	209	6	6	15	10	15,500	15,500	23,272
	V450	178	131	225	229	6	6	15	10	15,500	15,500	23,773
	V500	198	140	245	249	6	6	15	10	15,500	15,224	23,949
	V550	218	150	264	269	6	6	15	10	15,500	14,828	24,123
	V600	237	160	284	288	6	6	15	10	15,500	14,432	24,298
V700	277	180	323	328	6	6	15	6	15,500	13,662	24,644	
3-Stage Full Free Lift	TF/TS450	180	101	227	229	54	50	15	10	15,400	15,100	24,368
	TF/TS500	199	109	247	248	61	58	15	10	15,400	14,600	24,571
	TF/TS560	220	117	268	269	69	66	15	10	15,400	14,200	24,816
	TF/TS600	239	125	286	288	77	74	15	10	15,400	13,850	25,010

50D-9 (OPT : Shaft Type Fork & Carriage)												
Mast Type	Maximum Fork Height	Overall Height				Tilt Angle		Load capacity w/o Side shift	Load capacity with Side shift	Truck Weight (Unloaded)		
		Lowered	Extended		Without Load Backrest	Without Load Backrest	Fwd	Bwd	24n LC		24n LC	
			Without Load Backrest	With Standard Load Backrest								
in	in	in	in	in	in	deg	deg	lb	lb	lb		
2-Stage Limited Free Lift	V270	107	93	-	156	-	6	15	10	11,000	11,000	19,497
	V300	119	99	-	68	-	6	15	10	11,000	11,000	19,603
	V330	131	105	-	180	-	6	15	10	11,000	11,000	19,709
	V350	139	109	-	188	-	6	15	10	11,000	11,000	19,777
	V370	147	113	-	196	-	6	15	10	11,000	11,000	19,848
	V400	159	119	-	208	-	6	15	10	11,000	11,000	19,971
	V450	178	131	-	227	-	6	15	10	11,000	11,000	20,474
	V500	198	140	-	247	-	6	15	10	11,000	11,000	20,650
	V550	218	150	-	267	-	6	15	10	11,000	11,000	20,825
	V600	237	160	-	286	-	6	15	10	11,000	10,956	20,999
V700	277	180	-	328	-	6	15	6	11,000	9,878	21,343	
3-Stage Full Free Lift	TF/TS450	180	101	-	229	-	52	15	10	11,000	11,000	20,853
	TF/TS500	199	109	-	248	-	60	15	10	11,000	11,000	21,056
	TF/TS560	220	117	-	269	-	68	15	10	11,000	10,700	21,301
	TF/TS600	239	125	-	288	-	76	15	10	10,805	10,400	21,495

70D-9 (OPT : Shaft Type Fork & Carriage)												
Mast Type	Maximum Fork Height	Overall Height				Tilt Angle		Load capacity w/o Side shift	Load capacity with Side shift	Truck Weight (Unloaded)		
		Lowered	Extended		Without Load Backrest	Without Load Backrest	Fwd	Bwd	24n LC		24n LC	
			Without Load Backrest	With Standard Load Backrest								
in	in	in	in	in	in	deg	deg	lb	lb	lb		
2-Stage Limited Free Lift	V270	107	93	-	156	-	6	15	10	15,500	15,500	22,988
	V300	119	99	-	168	-	6	15	10	15,500	15,500	23,096
	V330	131	105	-	180	-	6	15	10	15,500	15,500	23,200
	V350	139	109	-	188	-	6	15	10	15,500	15,500	23,268
	V370	147	113	-	196	-	6	15	10	15,500	15,500	23,338
	V400	159	119	-	208	-	6	15	10	15,500	15,500	23,462
	V450	178	131	-	227	-	6	15	10	15,500	15,500	23,965
	V500	198	140	-	247	-	6	15	10	15,500	15,500	24,141
	V550	218	150	-	267	-	6	15	10	15,500	15,500	24,315
	V600	237	160	-	286	-	6	15	10	15,500	15,268	24,490
V700	277	180	-	328	-	6	15	6	15,500	14,014	24,745	
3-Stage Full Free Lift	TF/TS450	180	101	-	229	-	52	15	10	15,500	15,400	24,395
	TF/TS500	199	109	-	248	-	60	15	10	15,500	15,400	24,598
	TF/TS560	220	117	-	269	-	68	15	10	15,500	15,000	24,842
	TF/TS600	239	125	-	288	-	76	15	10	14,994	14,700	25,036

Options

Fork Length (in)

- 47.2 (std)
- 53.1
- 59.1
- 70.9
- 78.7
- 90.6
- 94.5

Integral Sideshift, Integral Fork Positioner, Sideshift

Tire

- Solid (superelastic) / Non-marking

M.C.V

- 2-Spool
- 3-Spool
- 5-Spool

Seat

- Armrest
- Heat
- Backrest Ext.
- Buckle SW

Weight Indicator

Rear View Camera

Cabin (Heater & Air Conditioner)

Battery Disconnect Switch (Master Switch)

Beacon Lamp (LED) (Amber, Red, Blue)

Rear Work Lamp

Top Wiper



THE 50/70D-9 COMES WITH OUR BEST-IN-CLASS WARRANTY

When you build better equipment, you can back them better. That's why Hyundai forklifts come with a 3-year, 4,000-hour warranty that sets a new standard for overall lowest cost of ownership.



MONTREAL (Head office)

19151 A, Cruickshank Avenue
Baie-D'Urfé (Québec) H9X 3N9

Phone: 418 694-4223
Toll free: 1 866 421-4223
info@elevex.ca

SAGUENAY

2305, Alexis-Le-Trotteur
St. Jonquière (Québec) G7X 9H8

elevex.ca



**NO ONE
DELIVERS MORE**

 **HD** HYUNDAI
XITESOLUTION | MATERIAL
HANDLING