

Outdoor and Indoor Electric Lift Truck

# B-X series

40/45/50/55B-X



**HYUNDAI**  
MATERIAL HANDLING

Next-Generation Electric Power, A New Level of Innovation

# THE NEXT GENERATION

# B-X



### Powerful Performance, Electric Innovation

Equipped with high-performance batteries that deliver output equivalent to Internal Combustion Engine (ICE) forklifts, these electric models ensure efficient operation in both indoor and outdoor environments.



### Rugged Durability Meets Comfortable Operation

By incorporating core components such as the same cab and tires used in ICE powered forklifts, this series maintains durability while providing a low-noise, low-vibration design for a cleaner and more pleasant working environment — indoors and out.



### Fast Charging, High Efficiency

Delivers exceptional work efficiency with up to 14 hours of operation on a single charge.  
(\*Based on the 93kWh battery option for the 45B-X model.)



### Proven Battery Safety and Long-Lasting Durability

Batteries are UL and CE certified to ensure operational safety and are rated IP67 for water resistance, making them suitable for outdoor use under various conditions.



### Forklift Technical Service

Feel confident with the Forklift Technical Service from Hyundai Material Handling — Rapid maintenance support from certified Hyundai industrial vehicle engineers along with customised safety training tailored to your needs.

\* UL: North American certification (Underwriters Laboratories) CE: European certification (Conformité Européenne)

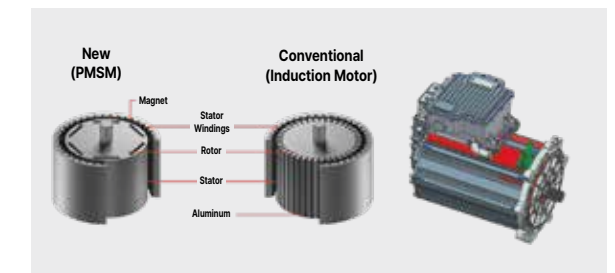




# ENERGY & PERFORMANCE

Experience powerful performance and exceptional productivity with our advanced electric system.

## Permanent Magnet Synchronous Motor



The PMSM incorporates an internal magnet that greatly increases motor efficiency. Its impressive 95% efficiency is achieved by amplifying the magnetic field that generates the electric current. Smaller and lighter weight, the PMSM is used for both the traction and hydraulic motors and uses the same liquid cooling system as the battery, maintaining the optimum temperature in the most rigorous of applications.

(Available in 20/40/120kW options)

## Same tires as ICE powered forklifts

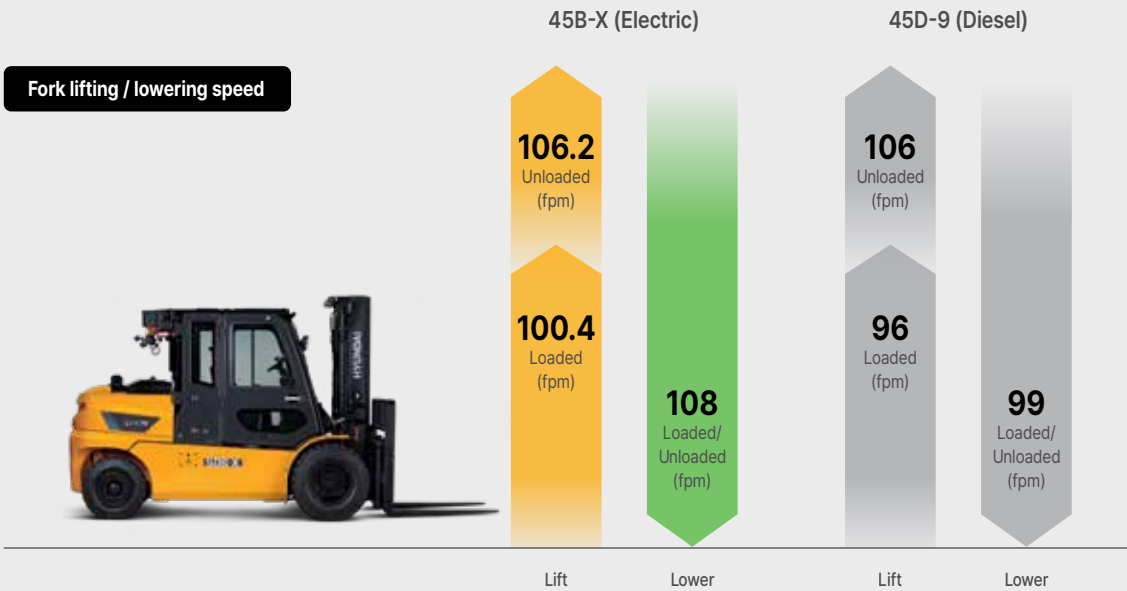
Equipped with tire options identical to those on ICE powered models, ensuring smooth and stable performance in outdoor environments.



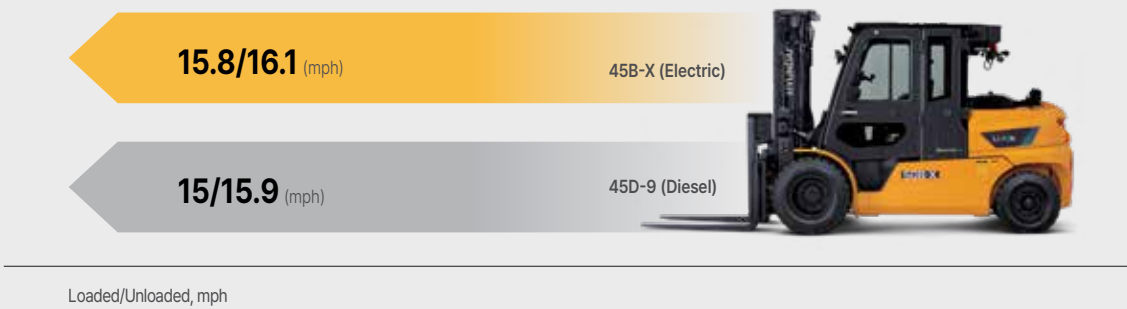
## Performance Equal to ICE Powered Models

Delivers outstanding operational performance in any environment with output equivalent to that of ICE powered forklifts.

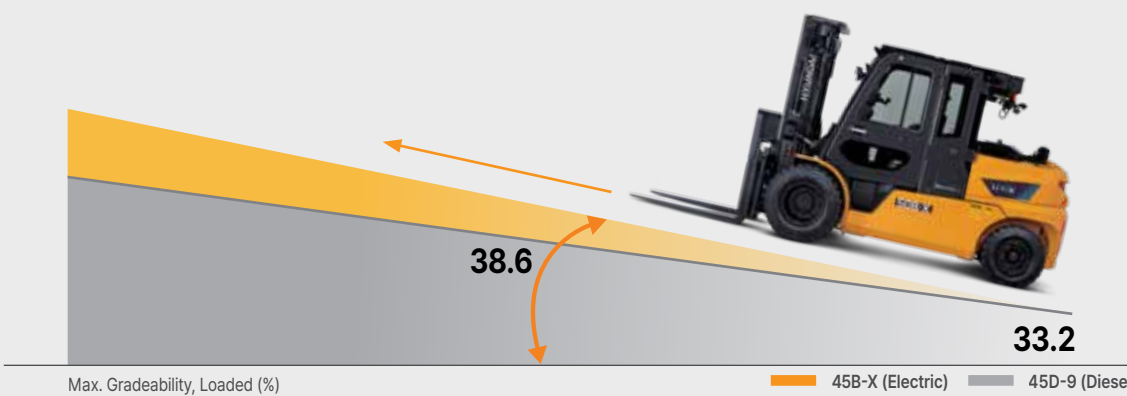
### Fork lifting / lowering speed



### Travel speed



### Gradeability



### Usable and storable outdoors even in wet weather

# IP 67

Indicates that a machine is dust-tight and can be submerged in fresh water up to 1 meter (39") for 30 minutes without damage. This rating indicates a high level of protection against both dust and water ingress.

Battery pack / Drive motor / Hydraulic motor / Power distribution unit / Battery thermal management system

Water & dust protection ratings for major components

# IP 69K

Indicates that a machine is completely dust-proof and can withstand high-pressure, high-temperature water jets, making it suitable for environments requiring rigorous cleaning (such as food processing and pharmaceuticals), as well as outdoor use in extreme conditions. This rating ensures that equipment can endure intensive wash-downs without damage.


VCU (Vehicle control unit)

### Efficient thermal management system



The liquid-cooled cooling system effectively controls heat buildup, allowing the machine to maintain optimal performance even during heavy-duty operation.

### Reduced minimum turning radius



With a turning radius 2.5 in. less than ICE powered models, this forklift allows for agile and efficient operation even in tight spaces. (Based on 45D-9 model)



**Fast Charging and up to 14 Hours of Run Time for Enhanced Productivity.**

A charging solution that enhances productivity. Up to 14 hours of run time with around 2 hours of charging. This minimizes work interruptions and maximizes field efficiency.

(\*Based on 93kWh battery/charger configuration)

**Safe charging indoors or outdoors**



Thanks to its IP67 and IP69K ratings, the B-X Series can both operate and be charged outdoors in temperatures as low as -40 degrees F. With its IP54-rated water and dust protection, the charger can be installed outdoors and includes safety features to ensure stable charging under all conditions. In addition, the charger can be configured to charge four trucks sequentially.

(Available in 20/40/120kW options)

**Standard lithium battery**



Comes equipped with high-performance lithium batteries for extended run time and fast charging, improving up-time and efficiency.

**Battery heating & cooling system**



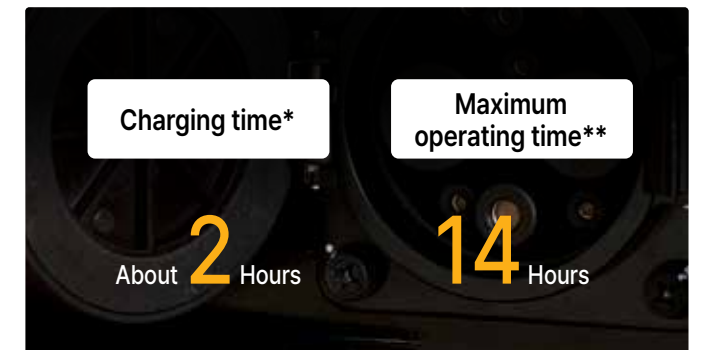
Maintains optimal battery temperature regardless of external conditions, ensuring stable performance even in extremely hot or cold environments.

**Battery fire-suppression system**



Real-time battery monitoring detects abnormal signals and controls charging/discharging, while activating automatic fire suppression systems as needed to ensure safety.

**Charging solution & battery run time information**



\* Based on 93kWh battery option.

\*\* Battery charging time and run time may vary depending on operational conditions.



## CONVENIENCE

Work smarter with low noise, low vibration & high comfort.

### LCD cluster display

The high-visibility LCD cluster allows real-time monitoring of the battery status, machine temperature, error/warning messages, and more. It also lets you easily adjust driving modes with safety/convenience features to suit your working environment.





**Reduced noise for the operator**



Thanks to a low-noise design, cabin noise is reduced by 12dB compared to similar engine models, providing a more pleasant, comfortable and safe working environment.

**Constant optimal heating & cooling system**



Regardless of motor RPM or coolant temperature, the system delivers maximum heating and cooling performance for all-day comfort.

**Dual brake pedals**



To accommodate drivers accustomed to engine powered forklifts, dual brake pedals allow for two-foot driving, improving operator convenience and safety.

**Various Driver Convenience Features for Easier Operation**

**Creep mode (Optional)**

Smooth low-speed movement without using the accelerator pedal while allowing precise movements



Allows travel at .6 mph without pressing the accelerator

**Auto hold / Auto parking**

These functions enhance safety by automatically applying the parking brake when the forklift is stationary or the driver dismounts.



Auto hold: Engages the parking brake automatically when brake pedal is held for over 4 seconds  
Auto parking: Engages the parking brake when the operator leaves the seat

**Anti-rollback**

Even on slopes, the system gently controls speed to prevent the forklift from rolling back, helping ensure safe stopping and restarting.




Always park on level ground when using this function for safety.

**Drive mode selection**

Operators can choose the most suitable driving mode depending on their preferences and working environment.



N (Normal) : Same acceleration feel as ICE forklifts  
H (High) : Provides instant acceleration performance for fast task processing  
E (Economic) : Smooth acceleration performance with energy efficiency



## SAFETY

When it comes to safety, there is no compromise. We use the most advanced technologies to ensure the safest working environment.

### Pedestrian detection system (Optional)

A smart safety-assist system designed to prevent accidents between pedestrians and forklifts. When the camera detects a person nearby, the system highlights the surrounding area in yellow on the monitor, providing a clear visual warning to the operator.



### Blue spot & Red zone (Optional)

Blue spot projects a blue light in front of the forklift, warning pedestrians ahead of approaching equipment. Red zone creates a visual safety boundary around the forklift using red lighting to help prevent accidents and protect everyone in the workplace.





**High voltage cable safety design**

High-voltage cables are covered in a bright orange material for easy identification. Thorough insulation and robust protection technology help ensure operational safety.

# MAINTENANCE

A design focused on ease of service and low cost maintenance allows for reliable long-term operation.

**High-voltage power cut-off switch**



To ensure safe maintenance, the forklift includes a Main Service Disconnect (MSD) for isolating the high-voltage system when necessary.

**Rear cover**



The rear cover features a gas spring design for easy and effortless opening and closing, enhancing user convenience during maintenance.

**Sub bonnet**



The sub bonnet can be easily opened and closed, making internal inspections and maintenance more convenient.

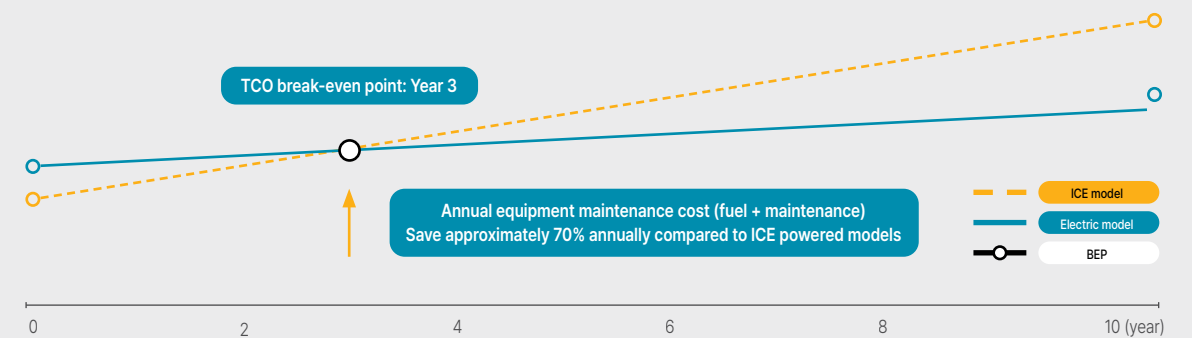
## TCO

Total cost of ownership

Total cost of ownership (TCO) comparison : Next-gen electric model (B-X) vs. ICE powered model (D-9)



Estimated savings at year 10: Approx. \$58,000






**Load sensing system (Optional)**



Displays the current load weight in real time on the cluster display. Alerts the operator with a warning alarm when the rated load capacity is exceeded.

**Hydraulic accumulator (Optional)**



Reduces shock and vibration that may occur while driving with a load, increasing overall work stability and comfort.

**12V socket & USB charger**



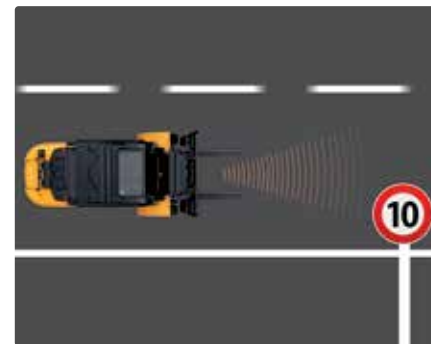
Provides a convenient in-cabin power supply for accessories through a 12V socket and USB charging port.

**Charging port protection cover**



A protective cover shields the charging port from external impact, dust, and moisture, ensuring safe and long-lasting terminal use.

**Maximum travel speed limiter**



Limits the forklift's maximum speed to comply with site-specific safety regulations and promotes safer operating conditions.

**Operator Presence Sensing System**



When the operator leaves the seat, the system automatically disables all movement —mast operation and vehicle motion are locked even if controls are engaged.



## A Data-driven Solution for Field Management

With the all-new Hi MATE, you can manage forklift fleets at your logistics site. Visualized data supports the development of management plans for improving safety, boosting productivity, and reducing costs on-site.



### Fleet-Level Equipment Operation Management

- Real-time monitoring and post-operation management support by fleet, vehicle, and operator
- Provides operation efficiency, utilization trends, route tracking, fault alerts, and consumable status



### Wireless Configuration and Software Update Support

- Remote configuration of key operational features and wireless software update capability
- Supported models are being expanded



### Enhanced Smartphone App

- Fleet and vehicle-level monitoring, remote settings, and work instructions
- Compatible with Galaxy (Android) and iPhone devices



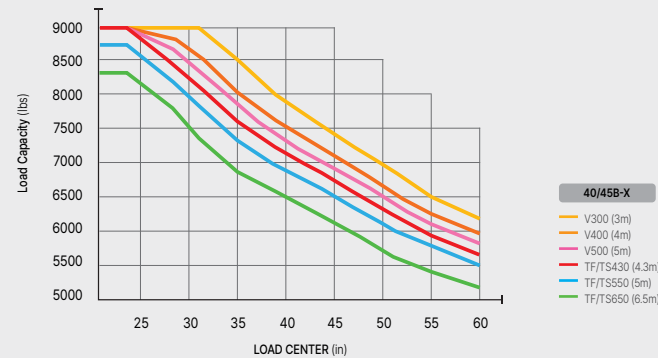
### External Communication & Authentication Device Compatibility

- Compatible with third-party communication terminals and operator authentication devices
- Supports basic features such as operation data management

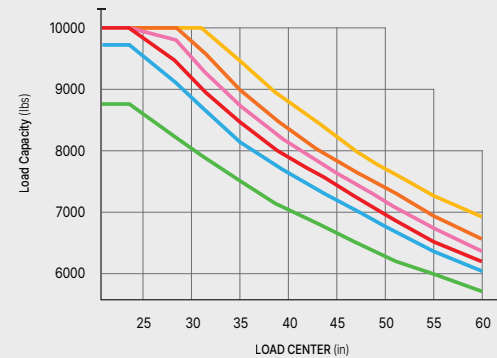
## New B-X Series

### Load Capacity

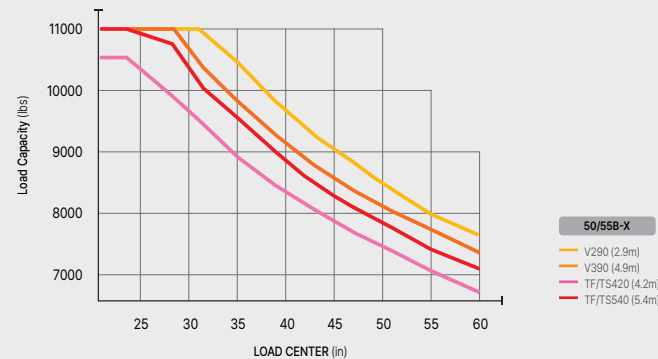
**LOAD CURVE (40B-X)** 2-Stage Mast : V300, V400, V500  
3-Stage Mast : TF/TS430, TF/TS550, TF/TS650



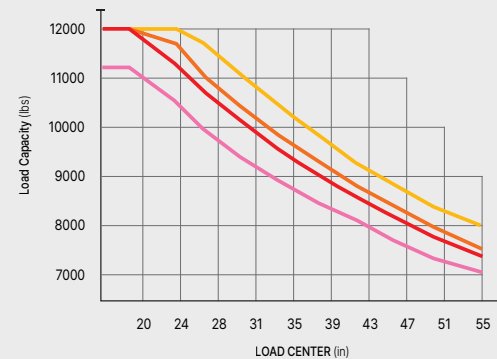
**LOAD CURVE (45B-X)** 2-Stage Mast : V300, V400, V500  
3-Stage Mast : TF/TS430, TF/TS550, TF/TS600



**LOAD CURVE (50B-X)** 2-Stage Mast : V290, V390  
3-Stage Mast : TF/TS420, TF/TS540



**LOAD CURVE (55B-X)** 2-Stage Mast : V290, V390  
3-Stage Mast : TF/TS420, TF/TS540



### Mast Specifications (40B-X)

| Mast Type              | Maximum Fork Height<br>in | Overall Height (Lowered) |        | Free Lift Height<br>in | Tilt Angle |     | Load Capacity (without S/S) |        | Load Capacity (with S/S) |        | Truck Weight (Unloaded) |        |        |
|------------------------|---------------------------|--------------------------|--------|------------------------|------------|-----|-----------------------------|--------|--------------------------|--------|-------------------------|--------|--------|
|                        |                           | Single                   | Double |                        | FWD        | RWD | Single                      | Double | Single                   | Double | Single                  | Double |        |
|                        |                           | in                       | in     |                        | deg        | deg | lb                          | lb     | lb                       | lb     | lb                      | lb     |        |
| Standard (2-Stage)     | V270                      | 107                      | 82     | 81                     | 5          | 8   | 10                          | 9,000  | 9,000                    | 8,050  | 8,000                   | 13,889 | 14,125 |
|                        | V300                      | 119                      | 88     | 87                     | 5          | 8   | 10                          | 9,000  | 9,000                    | 8,050  | 8,000                   | 13,955 | 14,191 |
|                        | V330                      | 131                      | 94     | 93                     | 5          | 8   | 10                          | 9,000  | 9,000                    | 8,050  | 8,000                   | 14,038 | 14,274 |
|                        | V350                      | 139                      | 100    | 99                     | 5          | 8   | 10                          | 9,000  | 9,000                    | 8,050  | 8,000                   | 14,089 | 14,325 |
|                        | V370                      | 146                      | 104    | 103                    | 5          | 8   | 10                          | 9,000  | 9,000                    | 8,050  | 8,000                   | 14,133 | 14,369 |
|                        | V400                      | 158                      | 112    | 111                    | 5          | 8   | 10                          | 9,000  | 9,000                    | 8,050  | 8,000                   | 14,227 | 14,463 |
|                        | V430                      | 170                      | 118    | 117                    | 5          | 8   | 10                          | 9,000  | 9,000                    | 8,050  | 8,000                   | 14,293 | 14,529 |
|                        | V450                      | 178                      | 122    | 121                    | 5          | 8   | 10                          | 9,000  | 9,000                    | 8,050  | 8,000                   | 14,476 | 14,712 |
| V500                   | 198                       | 132                      | 131    | 5                      | 8          | 10  | 9,000                       | 9,000  | 8,050                    | 8,000  | 14,587                  | 14,824 |        |
| 2-Stage Full Free Lift | VF280                     | 110                      | 84     | 83                     | 50         | 8   | 8                           | 9,000  | 9,000                    | 8,050  | 8,000                   | 13,979 | 14,210 |
|                        | VF300                     | 118                      | 88     | 87                     | 53         | 8   | 8                           | 9,000  | 9,000                    | 8,050  | 8,000                   | 14,037 | 14,267 |
|                        | VF315                     | 124                      | 92     | 91                     | 57         | 8   | 8                           | 9,000  | 9,000                    | 8,050  | 8,000                   | 14,079 | 14,310 |
| 3-Stage Full Free Lift | TF/TS370                  | 147                      | 80     | 80                     | 45         | 8   | 8                           | 9,000  | 9,000                    | 8,050  | 8,000                   | 14,455 | 14,691 |
|                        | TF/TS400                  | 159                      | 84     | 83                     | 49         | 8   | 8                           | 9,000  | 9,000                    | 8,050  | 8,000                   | 14,521 | 14,757 |
|                        | TS420                     | 166                      | 86     | 85                     | 51         | 8   | 8                           | 9,000  | 9,000                    | 8,050  | 8,000                   | 14,565 | 14,801 |
|                        | TF/TS430                  | 170                      | 88     | 87                     | 53         | 8   | 8                           | 9,000  | 9,000                    | 8,050  | 8,000                   | 14,590 | 14,826 |
|                        | TF/TS450                  | 178                      | 90     | 90                     | 55         | 8   | 8                           | 9,000  | 9,000                    | 8,050  | 8,000                   | 14,631 | 14,867 |
|                        | TF/TS470                  | 186                      | 94     | 93                     | 59         | 8   | 8                           | 9,000  | 9,000                    | 8,050  | 8,000                   | 14,712 | 14,948 |
|                        | TF/TS500                  | 198                      | 98     | 97                     | 63         | 8   | 6                           | 9,000  | 9,000                    | 8,050  | 8,000                   | 14,762 | 14,998 |
|                        | TF/TS550                  | 217                      | 105    | 104                    | 70         | 8   | 6                           | 8,700  | 8,750                    | 7,950  | 7,950                   | 14,897 | 15,133 |
| TF/TS600               | 237                       | 112                      | 111    | 77                     | 8          | 6   | 8,200                       | 8,200  | 7,450                    | 7,500  | 15,048                  | 15,284 |        |
| TF/TS650               | 257                       | 119                      | 119    | 84                     | 8          | 6   | 7,900                       | 7,900  | 7,200                    | 7,200  | 15,140                  | 15,376 |        |

### Mast Specifications (45B-X)

| Mast Type              | Maximum Fork Height<br>in | Overall Height (Lowered) |        | Free Lift Height<br>in | Tilt Angle |     | Load Capacity (without S/S) |        | Load Capacity (with S/S) |        | Truck Weight (Unloaded) |        |        |
|------------------------|---------------------------|--------------------------|--------|------------------------|------------|-----|-----------------------------|--------|--------------------------|--------|-------------------------|--------|--------|
|                        |                           | Single                   | Double |                        | FWD        | RWD | Single                      | Double | Single                   | Double | Single                  | Double |        |
|                        |                           | in                       | in     |                        | deg        | deg | lb                          | lb     | lb                       | lb     | lb                      | lb     |        |
| Standard (2-Stage)     | V270                      | 107                      | 82     | 81                     | 5          | 8   | 10                          | 10,000 | 10,000                   | 9,000  | 9,000                   | 14,921 | 15,163 |
|                        | V300                      | 119                      | 88     | 87                     | 5          | 8   | 10                          | 10,000 | 10,000                   | 9,000  | 9,000                   | 14,987 | 15,229 |
|                        | V330                      | 131                      | 94     | 93                     | 5          | 8   | 10                          | 10,000 | 10,000                   | 9,000  | 9,000                   | 15,070 | 15,312 |
|                        | V350                      | 139                      | 100    | 99                     | 5          | 8   | 10                          | 10,000 | 10,000                   | 9,000  | 9,000                   | 15,121 | 15,363 |
|                        | V370                      | 146                      | 104    | 103                    | 5          | 8   | 10                          | 10,000 | 10,000                   | 9,000  | 9,000                   | 15,165 | 15,407 |
|                        | V400                      | 158                      | 112    | 111                    | 5          | 8   | 10                          | 10,000 | 10,000                   | 9,000  | 9,000                   | 15,259 | 15,501 |
|                        | V430                      | 170                      | 118    | 117                    | 5          | 8   | 10                          | 10,000 | 10,000                   | 9,000  | 9,000                   | 15,325 | 15,567 |
|                        | V450                      | 178                      | 122    | 121                    | 5          | 8   | 10                          | 10,000 | 10,000                   | 9,000  | 9,000                   | 15,508 | 15,750 |
| V500                   | 198                       | 132                      | 131    | 5                      | 8          | 10  | 10,000                      | 10,000 | 9,000                    | 9,000  | 15,619                  | 15,862 |        |
| 2-Stage Free Lift Mast | VF280                     | 110                      | 84     | 83                     | 50         | 8   | 10                          | 10,000 | 10,000                   | 9,050  | 9,000                   | 15,000 | 15,242 |
|                        | VF300                     | 118                      | 88     | 87                     | 53         | 8   | 10                          | 10,000 | 10,000                   | 9,050  | 9,000                   | 15,058 | 15,300 |
|                        | VF315                     | 124                      | 92     | 91                     | 57         | 8   | 10                          | 10,000 | 10,000                   | 9,050  | 9,000                   | 15,100 | 15,342 |
| 3-Stage Full Free Lift | TF/TS370                  | 147                      | 80     | 80                     | 45         | 8   | 8                           | 10,000 | 10,000                   | 9,050  | 9,000                   | 15,487 | 15,735 |
|                        | TF/TS400                  | 159                      | 84     | 83                     | 49         | 8   | 8                           | 10,000 | 10,000                   | 9,050  | 9,000                   | 15,553 | 15,801 |
|                        | TS420                     | 166                      | 86     | 85                     | 51         | 8   | 8                           | 10,000 | 10,000                   | 9,050  | 9,000                   | 15,598 | 15,845 |
|                        | TF/TS430                  | 170                      | 88     | 87                     | 53         | 8   | 8                           | 10,000 | 10,000                   | 9,050  | 9,000                   | 15,622 | 15,870 |
|                        | TF/TS450                  | 178                      | 90     | 90                     | 55         | 8   | 8                           | 10,000 | 10,000                   | 9,050  | 9,000                   | 15,664 | 15,911 |
|                        | TF/TS470                  | 186                      | 94     | 93                     | 59         | 8   | 8                           | 10,000 | 10,000                   | 9,050  | 9,000                   | 15,744 | 15,991 |
|                        | TF/TS500                  | 198                      | 98     | 97                     | 63         | 8   | 6                           | 10,000 | 10,000                   | 9,050  | 9,000                   | 15,795 | 16,042 |
|                        | TF/TS550                  | 217                      | 105    | 104                    | 70         | 8   | 6                           | 9,700  | 9,700                    | 8,850  | 8,850                   | 15,930 | 16,177 |
| TF/TS600               | 237                       | 112                      | 111    | 77                     | 8          | 6   | 9,140                       | 9,150  | 8,300                    | 8,300  | 16,080                  | 16,328 |        |
| TF/TS650               | 257                       | 119                      | 119    | 84                     | 8          | 6   | 8,860                       | 8,850  | 8,050                    | 8,000  | 16,172                  | 16,420 |        |

### Mast Specifications (50B-X)

| Mast Type              | Maximum Fork Height<br>in | Overall Height (Lowered) |        | Free Lift Height<br>in | Tilt Angle |     | Load Capacity (without S/S) |        | Load Capacity (with S/S) |        | Truck Weight (Unloaded) |        |        |
|------------------------|---------------------------|--------------------------|--------|------------------------|------------|-----|-----------------------------|--------|--------------------------|--------|-------------------------|--------|--------|
|                        |                           | Single                   | Double |                        | FWD        | RWD | Single                      | Double | Single                   | Double | Single                  | Double |        |
|                        |                           | in                       | in     |                        | deg        | deg | lb                          | lb     | lb                       | lb     | lb                      | lb     |        |
| Standard (2-Stage)     | V290                      | 115                      | 87     | 87                     | 5          | 8   | 10                          | 11,000 | 11,000                   | 10,050 | 10,000                  | 15,974 | 16,230 |
|                        | V320                      | 127                      | 93     | 93                     | 5          | 8   | 10                          | 11,000 | 11,000                   | 10,050 | 10,000                  | 16,030 | 16,285 |
|                        | V360                      | 143                      | 103    | 103                    | 5          | 8   | 10                          | 11,000 | 11,000                   | 10,050 | 10,000                  | 16,121 | 16,376 |
|                        | V390                      | 155                      | 111    | 111                    | 5          | 8   | 10                          | 11,000 | 11,000                   | 10,050 | 10,000                  | 16,199 | 16,454 |
|                        | V440                      | 174                      | 121    | 121                    | 5          | 8   | 10                          | 11,000 | 11,000                   | 10,050 | 10,000                  | 16,426 | 16,682 |
|                        | V490                      | 194                      | 131    | 131                    | 5          | 8   | 10                          | 11,000 | 11,000                   | 10,050 | 10,000                  | 16,519 | 16,775 |
|                        | TF360                     | 145                      | 80     | 80                     | 45         | 8   | 10                          | 11,000 | 11,000                   | 10,050 | 10,000                  | 16,456 | 16,685 |
|                        | TF390                     | 156                      | 84     | 83                     | 49         | 8   | 10                          | 11,000 | 11,000                   | 10,050 | 10,000                  | 16,514 | 16,742 |
| 3-Stage Full Free Lift | TF/TS420                  | 168                      | 88     | 87                     | 53         | 8   | 10                          | 11,000 | 11,000                   | 10,050 | 10,000                  | 16,569 | 16,797 |
|                        | TF/TS460                  | 184                      | 94     | 93                     | 59         | 8   | 10                          | 11,000 | 11,000                   | 10,050 | 10,000                  | 16,656 | 16,885 |
|                        | TF490                     | 195                      | 98     | 97                     | 63         | 8   | 10                          | 10,850 | 11,000                   | 9,950  | 10,000                  | 16,712 | 16,941 |
|                        | TF/TS540                  | 215                      | 105    | 104                    | 70         | 8   | 10                          | 10,550 | 10,800                   | 9,650  | 9,870                   | 16,827 | 17,055 |
|                        | TF/TS590                  | 235                      | 112    | 111                    | 77         | 8   | 10                          | 10,300 | 10,600                   | 9,450  | 9,650                   | 16,915 | 17,144 |
|                        | TS640                     | 255                      | 119    | 119                    | 84         | 8   | 10                          | 10,000 | 10,300                   | 9,100  | 9,350                   | 17,007 | 17,236 |

### Mast Specifications (55B-X, LC 20")

| Mast Type              | Maximum Fork Height<br>in | Overall Height (Lowered) |        | Free Lift Height<br>in | Tilt Angle |     | Load Capacity (without S/S) |        | Load Capacity (with S/S) |        | Truck Weight (Unloaded) |        |        |
|------------------------|---------------------------|--------------------------|--------|------------------------|------------|-----|-----------------------------|--------|--------------------------|--------|-------------------------|--------|--------|
|                        |                           | Single                   | Double |                        | FWD        | RWD | Single                      | Double | Single                   | Double | Single                  | Double |        |
|                        |                           | in                       | in     |                        | deg        | deg | lb                          | lb     | lb                       | lb     | lb                      | lb     |        |
| Standard (2-Stage)     | V290                      | 115                      | 87     | 87                     | 5          | 8   | 10                          | 12,000 | 12,000                   | 11,000 | 11,000                  | 15,974 | 16,230 |
|                        | V320                      | 127                      | 93     | 93                     | 5          | 8   | 10                          | 12,000 | 12,000                   | 11,000 | 11,000                  | 16,030 | 16,285 |
|                        | V360                      | 143                      | 103    | 103                    | 5          | 8   | 10                          | 12,000 | 12,000                   | 11,000 | 11,000                  | 16,121 | 16,376 |
|                        | V390                      | 155                      | 111    | 111                    | 5          | 8   | 10                          | 12,000 | 12,000                   | 11,000 | 11,000                  | 16,199 | 16,454 |
|                        | V440                      | 174                      | 121    | 121                    | 5          | 8   | 10                          | 12,000 | 12,000                   | 11,000 | 11,000                  | 16,426 | 16,682 |
|                        | V490                      | 194                      | 131    | 131                    | 5          | 8   | 10                          | 11,770 | 12,000                   | 11,000 | 10,900                  | 16,519 | 16,775 |
|                        | TF360                     | 145                      | 80     | 80                     | 45         | 8   | 10                          | 12,000 | 12,000                   | 11,000 | 11,000                  | 16,456 | 16,685 |
|                        | TF390                     | 156                      | 84     | 83                     | 49         | 8   | 10                          | 12,000 | 12,000                   | 11,000 | 11,000                  | 16,514 | 16,742 |
| 3-Stage Full Free Lift | TF/TS420                  | 168                      | 88     | 87                     | 53         | 8   | 10                          | 12,000 | 12,000                   | 11,000 | 11,000                  | 16,569 | 16,797 |
|                        | TF/TS460                  | 184                      | 94     | 93                     | 59         | 8   | 10                          | 11,800 | 12,000                   | 11,000 | 11,000                  | 16,656 | 16,885 |
|                        | TF490                     | 195                      | 98     | 97                     | 63         | 8   | 10                          | 11,600 | 11,900                   | 10,550 | 10,800                  | 16,712 | 16,941 |
|                        | TF/TS540                  | 215                      | 105    | 104                    | 70         | 8   | 10                          | 11,200 | 11,500                   | 10,200 | 10,400                  | 16,827 | 17,055 |
|                        | TF/TS590                  | 235                      | 112    | 111                    | 77         | 8   | 10                          | 11,000 | 11,250                   | 9,950  | 10,200                  | 16,915 | 17,144 |
|                        | TS640                     | 255                      | 119    | 119                    | 84         | 8   | 10                          | 10,600 | 10,950                   | 9,650  | 9,900                   | 17,007 | 17,236 |

## SPECIFICATIONS (40/45/50/55B-X)

| Distinguishing marks   |   |                |                    |                    |                   |                   |
|------------------------|---|----------------|--------------------|--------------------|-------------------|-------------------|
|                        | Manufacturer  | Hyundai        |                    |                    |                   |                   |
|                        | Manufacturer's model designation  | 40B-X          | 45B-X              | 50B-X              | 55B-X             |                   |
| 1.1                    | Drive : electric (battery or mains), diesel, gasoline, LPG                    | Electric       | Electric           | Electric           | Electric          |                   |
| 1.2                    | Type of operation: hand, pedestrian, standing, seated, order-picker           | Seated         | Seated             | Seated             | Seated            |                   |
| 1.3                    | Load capacity / Rated load  | Q (lb)         | 9,000              | 10,000             | 11,000            | 12,000            |
| 1.4                    | Load center distance  | c (in)         | 24                 | 24                 | 24                | 20                |
| 1.5                    | Load distance, center of drive axle to fork                                   | x (in)         | 22.1               | 22.1               | 22.1              | 22.1              |
| 1.6                    | Wheelbase   | y (in)         | 90.0               | 90.0               | 90.0              | 90.0              |
| Weights                |   |                |                    |                    |                   |                   |
| 2.1                    | Service weight  | lb             | 14,356.5           | 15,207.5           | 16,133.4          | 16,133.4          |
| 2.2                    | Axle loading, loaded front/rear   | lb             | 20,648.5 / 2,526.5 | 22,295.3 / 2,832.9 | 23,951 / 3,205.5  | 23,951 / 3,205.5  |
| 2.3                    | Axle loading, unloaded front/rear   | lb             | 7,350.2 / 7,044    | 7,334.8 / 7,874.9  | 7,328.2 / 8,807.5 | 7,334.8 / 7,874.9 |
| Tires                  |   |                |                    |                    |                   |                   |
| 3.1                    | Tires : solid rubber (V), superelastic (SE), pneumatic (P), polyurethane (PE) |                | P                  | P                  | P                 | P                 |
| 3.2                    | Tire size, front  |                | 7.50-16-12PR       | 7.50-16-12PR       | 7.50-16-12PR      | 7.50-16-12PR      |
| 3.3                    | Tire size, rear   |                | 7.00-12-14PR       | 7.00-12-14PR       | 7.00-12-14PR      | 7.00-12-14PR      |
| 3.5                    | Wheels, number front / rear (X = driven wheels)                               |                | 4x2                | 4x2                | 4x2               | 4x2               |
| 3.6                    | Tread, front  | b10 (in)       | 50.5               | 50.5               | 50.5              | 50.5              |
| 3.7                    | Tread, rear   | b11 (in)       | 44.9               | 44.9               | 44.9              | 44.9              |
| General Specifications |   |                |                    |                    |                   |                   |
| 4.1                    | Tilt of mast/fork carriage forward/backward                                   | degrees        | 8/10               | 8/10               | 8/10              | 8/10              |
| 4.2                    | Height, mast lowered  | h1 (in)        | 87.4               | 87.4               | 87.4              | 87.4              |
| 4.3                    | Free lift   | h2 (in)        | 4.7                | 4.7                | 4.7               | 4.7               |
| 4.4                    | Lift height   | h3 (in)        | 118.9              | 118.9              | 115.4             | 115.4             |
| 4.5                    | Height, mast extended   | h4 (in)        | 166.7              | 166.7              | 163.3             | 163.3             |
| 4.7                    | Height of overhead guard (Cabin)  | h5 (in)        | 87.4 / 93.1        | 87.4 / 93.1        | 87.8 / 92.9       | 87.8 / 92.9       |
| 4.8                    | Seat height / Stand height rel. to sip  | h7 (in)        | 51.1               | 51.1               | 51.1              | 51.1              |
| 4.12                   | Coupling height   | h10 (in)       | 14.7               | 14.2               | 14.2              | 14.2              |
| 4.19                   | Overall length  | l1 (in)        | 172.5              | 178.4              | 180.6             | 180.6             |
| 4.20                   | Length to face of forks   | l2 (in)        | 130.4              | 130.4              | 133.3             | 133.3             |
| 4.21                   | Overall width   | b1 (in)        | 55.8 / 68.7        | 55.8 / 68.7        | 55.8 / 68.7       | 55.8 / 68.7       |
| 4.22                   | Fork dimensions   | l x e x s (in) | 1.9 x 5.9 x 42.0   | 1.9 x 5.9 x 48     | 2.3 x 5.9 x 47.2  | 2.3 x 5.9 x 47.2  |
| 4.23                   | Fork carriage ISO 2328, Class / Type A, B                                     |                | III / A            | III / A            | III / A           | III / A           |
| 4.24                   | Fork - carriage width   | b3 (in)        | 66                 | 66                 | 68.4              | 68.4              |
| 4.31                   | Ground clearance, below mast, loaded  | m1 (in)        | 6.1                | 6.1                | 6.1               | 6.1               |
| 4.32                   | Ground clearance, center of wheelbase   | m2 (in)        | 7.5                | 7.5                | 7.5               | 7.5               |
| 4.34.1                 | Aisle width for pallets 1000 X 1200 crossways                                 | Ast (in)       | 186.9              | 186.9              | 190.2             | 190.2             |
| 4.34.2                 | Aisle width for pallets 800 X 1200 lengthways                                 | Ast (in)       | 194.8              | 194.8              | 198.0             | 198.0             |
| 4.35                   | Turning radius  | Wa (in)        | 117.6              | 117.6              | 120.2             | 120.2             |
| Performance            |   |                |                    |                    |                   |                   |
| 5.1                    | Travel speed, loaded / unloaded   | mph            | 15.8 / 16.1        | 15.8 / 16.1        | 15.8 / 16.1       | 15.8 / 16.1       |
| 5.2                    | Lift speed, loaded / unloaded   | ft/min         | 100.4 / 106.2      | 100.4 / 106.2      | 80.7 / 98.4       | 80.7 / 98.4       |
| 5.3                    | Lowering speed, loaded / unloaded   | ft/min         | 108 / 108          | 108 / 108          | 108 / 108         | 108 / 108         |
| 5.6                    | Max. drawbar pull, loaded / unloaded  | lb             | 9,285 / 9,107      | 9,295 / 9,090      | 9,282 / 9,049     | 9,311 / 9,049     |
| 5.8                    | Max. gradeability, loaded / unloaded  | %              | 42.3 / 23.1        | 38.6 / 22.0        | 33.9 / 20.9       | 32.6 / 20.9       |
| 5.10                   | Service brake   |                | Hydraulic          | Hydraulic          | Hydraulic         | Hydraulic         |
| Motor/Battery          |   |                |                    |                    |                   |                   |
| 6.1                    | Drive motor rating S2 60min   | hp             | 87.2               | 87.2               | 87.2              | 87.2              |
| 6.2                    | Lift motor rating at S3 15%   | hp             | 44.2               | 44.2               | 44.2              | 44.2              |
| 6.3                    | Battery acc. to Din 43531/35/36 A, B, C, no                                   |                | LFP                | LFP                | LFP               | LFP               |
| 6.4                    | Battery voltage, nominal capacity K5  | V/Ah           | 309.1 / 173        | 309.1 / 173        | 309.1 / 173       | 309.1 / 173       |
| 6.5                    | Battery weight  | lb             | 1574.1             | 1574.1             | 1574.1            | 1574.1            |
| Other                  |   |                |                    |                    |                   |                   |
| 8.1                    | Type of drive control   | AC             | AC                 | AC                 | AC                | AC                |
| 8.2                    | Operating pressure for attachments  | psi            | 3,118 / 2,030      | 3,118 / 2,030      | 3,118 / 2,030     | 3,118 / 2,030     |
| 8.3                    | Oil volume for attachments  | GPM-US         | 16                 | 16                 | 16                | 16                |
| 8.4                    | Sound Level at the driver's ear According to din 12053                        | dB (A)         | 74.5               | 74.5               | 74.5              | 74.5              |

## STANDARD/OPTIONAL FEATURES

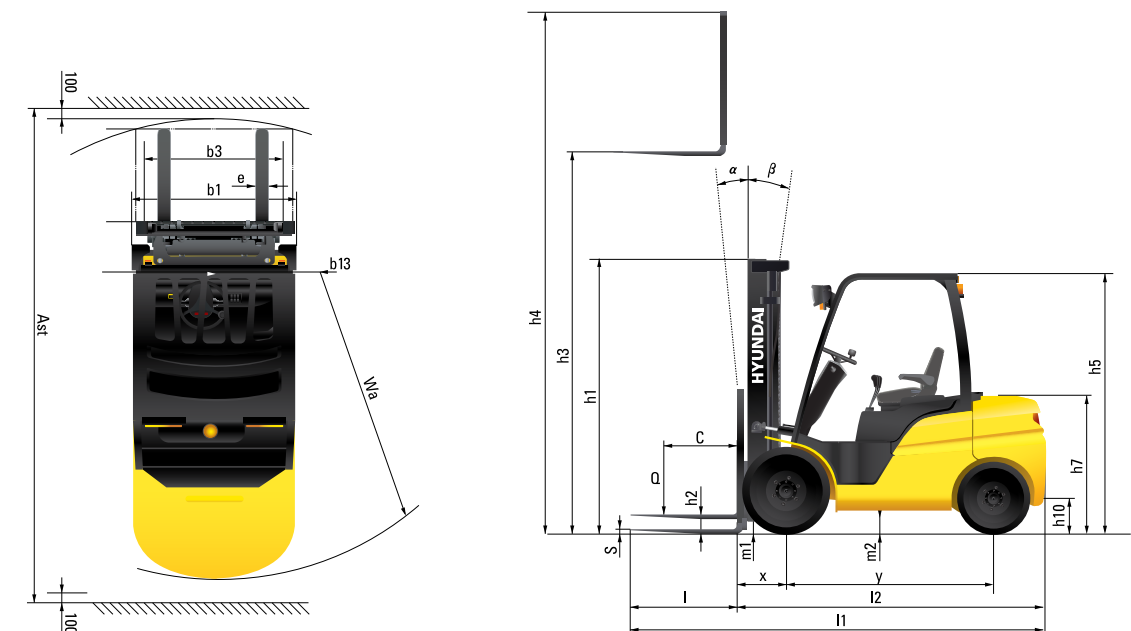
|                           |   | Item                          | 40B-X     | 45B-X     | 50/55B-X  |
|---------------------------|---|-------------------------------|-----------|-----------|-----------|
| Battery & Charger         | Battery   | 53kWh - 309V/173Ah            | ●         | ●         | ●         |
|                           |   | 70kWh - 348V/200Ah            | ○         | ○         | ○         |
|                           |   | 93kWh - 348V/268Ah            | ○         | ○         | ○         |
|                           | Charger   | 20kW (3P 380~480V)            | ●         | ●         | ●         |
|                           |   | 40kW, 120kW (3P 380~480V)     | ○         | ○         | ○         |
|                           |   | 20kW (3P 220~480V)            |           |           |           |
| Charger Accessories       | Portable charger (3.5kW, 1P 110/220V)               | ○                             | ○         | ○         |           |
|                           | Multi charger                                       | ○                             | ○         | ○         |           |
| OHG                       | OHG   | ●                             | ●         | ●         |           |
|                           | High OHG (92.6in)                                   | ○                             | ○         | ○         |           |
| Cabin                     | Cabin (1-door, 2-door, W/O Side door)               | ○                             | ○         | ○         |           |
| A/C                       | A/C + Heater  | ○                             | ○         | ○         |           |
|                           | Grammer seat (Seatbelt, buckle switch)              | ●                             | ●         | ●         |           |
|                           | Seat options (Fabric seat, armrest, heat, backrest) | ○                             | ○         | ○         |           |
| Other options             | Radio + USB + Bluetooth                             | ○                             | ○         | ○         |           |
|                           | Fire extinguisher                                   | ○                             | ○         | ○         |           |
| Mast & Attachment         | Mast  | Standard 2-stage mast         | ● (185in) | ● (185in) | ● (181in) |
|                           |   | Optional 2-stage mast (V)     | ○         | ○         | ○         |
|                           |   | Optional 3-stage mast (TF/TS) | ○         | ○         | ○         |
|                           | Fork  | Standard fork                 | ● (48in)  | ● (48in)  | ● (47in)  |
|                           |   | Fork length options (42~94in) | ○         | ○         | ○         |
|                           | Tilt  | 8°(F)/8°(R)                   | ●         | ●         | ●         |
| 8°(F)/10°(R), 8°(F)/6°(R) |   | ○                             | ○         | ○         |           |
| Carriage                  | Integral shaft carriage                             | ○                             | ○         | ○         |           |
|                           | Hook type carriage                                  | ●                             | ●         | ●         |           |
|                           | Wide carriage                                       | ○                             | ○         | ○         |           |
| Attachment                | Narrow carriage                                     | ●                             | ●         | ●         |           |
|                           | Side shift  | ○                             | ○         | ○         |           |
|                           | Side shift & fork positioner                        | ○                             | ○         | ○         |           |

|  |             | Item   | 40B-X | 45B-X | 50/55B-X |
|--|-------------|--|-------|-------|----------|
| Hydraulics                                     | Lever       | Manual lever   | ●     | ●     | ●        |
|  |             | Fingertip lever  | ○     | ○     | ○        |
| MCV  | MCV         | MCV 4 spool  | ●     | ●     | ●        |
|  |             | MCV 3, 5 spool   | ○     | ○     | ○        |
|  |             | Attachment piping (3, 4, 5 spool)                          | ○     | ○     | ○        |
| Tires  | Tires       | Pneumatic  | ○     | ○     | ○        |
|  |             | Solid  | ●     | ●     | ●        |
|  |             | Non marking  | ○     | ○     | ○        |
|  |             | Front pneumatic + Rear solid, Front solid + Rear pneumatic | ○     | ○     | ○        |
| Single/Double, Front double + Rear Double Coin |             | ○  | ○     | ○     |          |
|  |             | ○  | ○     | ○     |          |
| Visibility                                     | Lights      | Front/Rear LED work lights                                 | ●     | ●     | ●        |
|  | Mirrors     | L/H & R/H side, panoramic                                  | ●     | ●     | ●        |
| Convenience                                    | Convenience | Load sensor  | ●     | ●     | ●        |
|  |             | Accumulator  | ○     | ○     | ○        |
|  |             | Auto tilt  | ○     | ○     | ○        |
|  |             | F/R Switch-knob  | ○     | ○     | ○        |
| Safety   | Safety      | OPSS (Operator Presence Sensing System)                    | ●     | ●     | ●        |
|  |             | Seatbelt Interlock   | ○     | ○     | ○        |
|  |             | Master switch (Battery cut-off)                            | ○     | ○     | ○        |
|  |             | Hi Mate (Basic/Premium)                                    | ○     | ○     | ○        |
|  |             | Travel speed limit   | ○     | ○     | ○        |
|  |             | LED beacon   | ●     | ●     | ●        |
| Camera   | Camera      | Rear camera  | ○     | ○     | ○        |
|  |             | PDS (Pedestrian Detection Alarm)                           | ○     | ○     | ○        |
| Other  | Other       | VG46   | ●     | ●     | ●        |
|  |             | Optional oil - VG68 (Tropical), VG15 (Freezer)             | ○     | ○     | ○        |
|  |             | Under cover  | ○     | ○     | ○        |
|  |             | Side cover - plastic/steel                                 | ○     | ○     | ○        |

● STD / ○ OPT

## DIMENSIONS





**MONTREAL (Head office)**

19151 A, Cruickshank Avenue  
Baie-D'Urfé (Québec) H9X 3N9

Phone: 418 694-4223  
Toll free: 1 866 421-4223  
[info@elevex.ca](mailto:info@elevex.ca)

**SAGUENAY**

2305, Alexis-Le-Trotteur  
St. Jonquière (Québec) G7X 9H8

[elevex.ca](http://elevex.ca)



**NO ONE  
DELIVERS MORE**

