

Outdoor and Indoor Electric Forklift

B-X series

60/70/80/90B-X



Next-Generation Electric Power, A New Level of Innovation

THE NEXT GENERATION

B-X



Powerful Performance, Electric Innovation

Equipped with high-performance batteries that deliver output equivalent to ICE* forklift trucks, these electric models ensure efficient operation in both indoor and outdoor environments.



Rugged Durability Meets Comfortable Operation

By incorporating core components such as the same cab and tires used in ICE powered forklifts, this series maintains durability while providing a low-noise, low-vibration design for a cleaner and more pleasant working environment, indoors and out.



Fast Charging, High Efficiency

Delivers exceptional work efficiency with up to 12 hours of operation on a single charge.
(Based on the 93kWh battery option for the 70B-X model.)



Proven Battery Safety and Long-Lasting Durability

Batteries are UL and CE* certified to ensure operational safety and are rated IP67 for water resistance, making them suitable for outdoor use under various conditions.



Forklift Technical Service

Feel confident with the Forklift Technical Service from Hyundai Material Handling — rapid maintenance support from certified Hyundai industrial vehicle engineers along with customized safety training tailored to your needs.




Eco-Friendly Operation

There are no harmful gas emissions during use, which ensures a clean workspace, while contributing to ESG goals and a carbon neutral operation.

* ICE: internal combustion engine, UL: North American certification (Underwriters Laboratories), CE: European certification (Conformité Européenne)

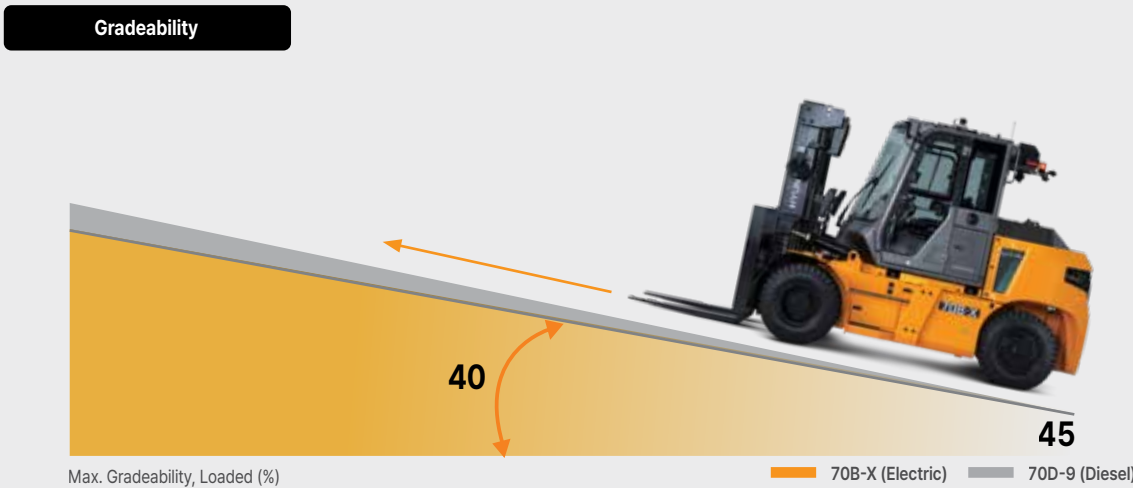

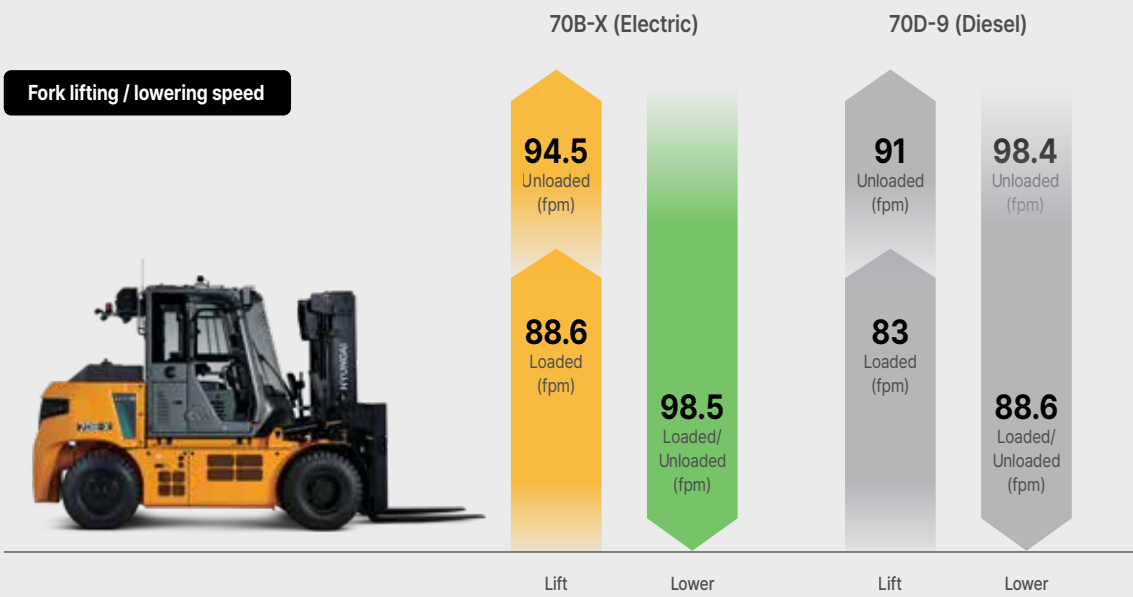
ENERGY & PERFORMANCE

Experience the ultimate performance with the Hyundai Material Handling 60/70/80/90B-X Series. Delivering powerful capability and outstanding work efficiency on par with ICE forklifts, this series ensures top-tier performance in any work environment.



Performance Equal to ICE Powered Models

Delivers outstanding operational performance in any environment with output equivalent to that of ICE powered forklifts.



Usable and storable outdoors even in wet weather

IP 67

Indicates that a machine is dust-tight and can be submerged in fresh water up to 1 meter (39") for 30 minutes without damage. This rating indicates a high level of protection against both dust and water ingress.

Battery pack / Drive motor / Hydraulic motor / Power distribution unit / Battery thermal management system

Water & dust protection ratings for major components

IP 69K

Indicates that a machine is completely dust-proof and can withstand high-pressure, high-temperature water jets, making it suitable for environments requiring rigorous cleaning (such as food processing and pharmaceuticals), as well as outdoor use in extreme conditions. This rating ensures that equipment can endure intensive wash-downs without damage.

VCU (Vehicle control unit)



**Fast Charging, Long Usage
Charging Solutions for Enhanced
Productivity and Run Time**

A charging solution that enhances productivity and run time. Up to 12 hours of operation with around 2 hours of charging. This maximizes field efficiency by minimizing downtime.
(*Based on 93kWh battery/charger configuration)

Safe charging indoors or outdoors



Thanks to its IP67 and IP69K ratings, the B-X Series can both operate and be charged outdoors in temperatures as low as -40 degrees F. With its IP54-rated water and dust protection, the charger can be installed outdoors and includes safety features to ensure stable charging under all conditions. In addition, the charger can be configured to charge four trucks sequentially.
(Available in 20/40/120kW options)

Standard lithium battery included



Comes equipped with high-performance lithium batteries for extended run time and fast charging, improving uptime and efficiency.

Battery heating & Cooling system



Maintains optimal battery temperature regardless of external conditions, ensuring stable performance even in extremely hot or cold environments.

Battery fire suppression system



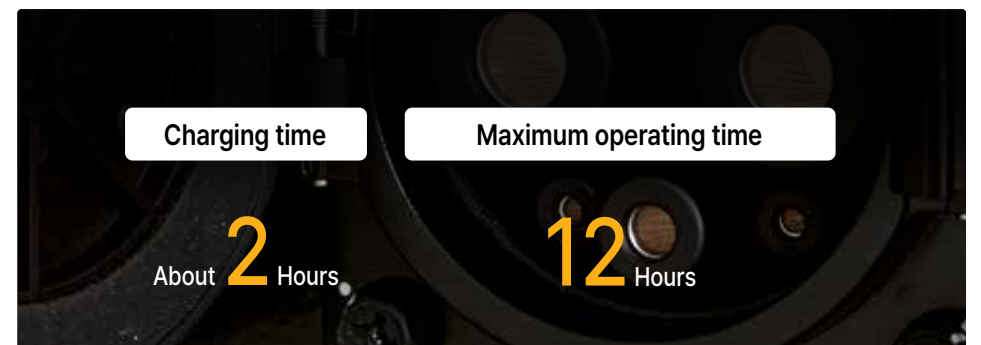
Real-time battery monitoring detects abnormal signals and controls charging/discharging, while activating automatic fire suppression systems as needed to ensure safety.

On-demand system



The hydraulic motor operates optimally delivering a quieter performance compared to ICE models.

Charging solution & Battery runtime information



* Based on 93kWh battery option.

** Battery charging time and runtime may vary depending on operational conditions.

Large heated side mirrors

Heated mirrors give wide rear visibility for safe operation even in poor weather.



4.3" LCD cluster

Displays battery state-of-charge, temperature and warning lights, and allows mode and feature adjustments.



12V socket & USB charger

Convenient power supply for accessories inside the cabin.



Air suspension & Swivel seat

Enhances comfort with shock absorption.



Constant heating & Cooling

Provides maximum climate control performance regardless of coolant temperature.



Dual brake pedals

Allows two-foot operation, with which IC operators are familiar.



CONVENIENCE

Ergonomic design with a range of driver-focused features creates the optimal environment for comfortable and efficient operation.



Various Driver Convenience Features for Easier Operation

Creep mode (optional)

Smooth low-speed movement without using the accelerator pedal while allowing precise movements and reducing operator fatigue.



Allows travel at 1.5 mph without pressing the accelerator

Auto hold / Auto parking

These functions enhance safety by automatically applying the parking brake when the forklift is stationary or the driver dismounts.



Auto hold: Automatically engages the parking brake when the brake pedal is held for more than 4 seconds.
Auto parking: Automatically engages the parking brake when the operator leaves the seat.

Anti-rollback

Even on slopes, the system gently controls speed to prevent the forklift from rolling back, helping ensure safe stopping and restarting.



Always park on level ground when using this function for safety.

Drive mode selection

Operators can choose the most suitable driving mode depending on their preferences and working environment.



N (Normal) : Same acceleration feel as ICE forklifts
H (High) : Provides instant acceleration performance for fast task processing
E (Economic) : Smooth acceleration performance with energy efficiency

SAFETY

Along with great reliability, advanced safety systems help prevent accidents even in unexpected situations to create a safer industrial working environment.



Blue spot & Red zone (Optional)

Blue spot projects a blue light in front of the forklift, warning pedestrians ahead of approaching equipment. **Red zone** creates a visual safety boundary around the forklift using red lighting to help prevent accidents and protect everyone in the workplace.



Pedestrian detection system (Optional)

A smart safety-assist system is designed to prevent collisions between pedestrians and forklifts. When the camera detects a person nearby, the system highlights the surrounding area in yellow on the monitor, providing a clear visual warning to the operator.

MAINTENANCE

A design focused on ease of service and maintenance allows for reliable long-term operation.



Superior maintenance accessibility

The cabin tilts up to 52 degrees, providing superior access for maintenance. Key components such as the powertrain, hydraulic and electrical systems are easily accessible ensuring excellent serviceability. From routine inspections to parts replacement, maintenance is quick, efficient and minimizes downtime.



High voltage cable safety design

Bright orange insulation makes high-voltage lines easy to identify, while excellent insulation performance and protection against overheating and external impact ensure safe operation.

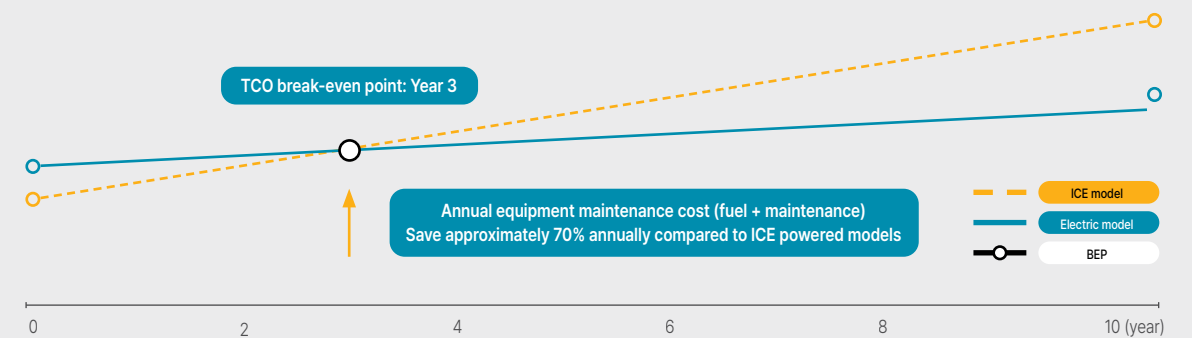
TCO

Total Cost of Ownership

Total cost of ownership (TCO) comparison : Next-gen electric model (B-X) vs. ICE powered model (D-9)



Estimated savings at year 10: Approx. \$58,000





Liquid-cooled cooling system



The system efficiently cools the battery and key components to ensure peak performance and safety so stable operation is maintained even under heavy-duty conditions without degrading performance.

Accessory bar & storage space



A dedicated mounting bar to the right of the driver's seat and a built-in storage compartment below the cabin help create a personalized and efficient work environment.

EHPS system



Delivers precise steering and smooth handling, offering excellent maneuverability in tight spaces, reducing driver fatigue.

Extended fender (Optional)



Shields the operator and truck from debris and contaminants kicked up from the front tires.



A Data-driven Solution for Field Management

With the all-new Hi MATE, you can manage forklift fleets at your logistics site. Visualized data supports the development of management plans for improving safety, boosting productivity, and reducing costs on-site.



Fleet-Level Equipment Operation Management

- Real-time monitoring and post-operation management support by fleet, vehicle, and operator
- Provides operation efficiency, utilization trends, route tracking, fault alerts, and consumable status



Wireless Configuration and Software Update Support

- Remote configuration of key operational features and wireless software update capability
- Supported models are being expanded



Enhanced Smartphone App

- Fleet and vehicle-level monitoring, remote settings, and work instructions
- Compatible with Galaxy (Android) and iPhone devices



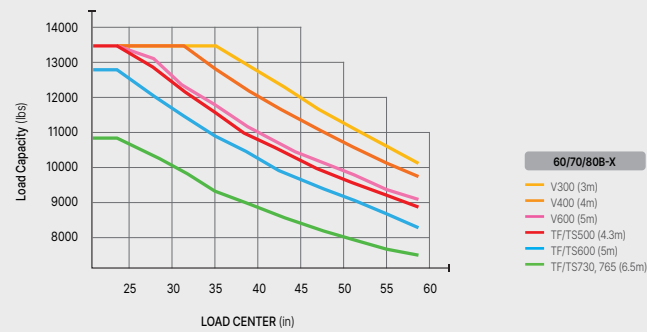
External Communication & Authentication Device Compatibility

- Compatible with third-party communication terminals and operator authentication devices
- Supports basic features such as operation data management

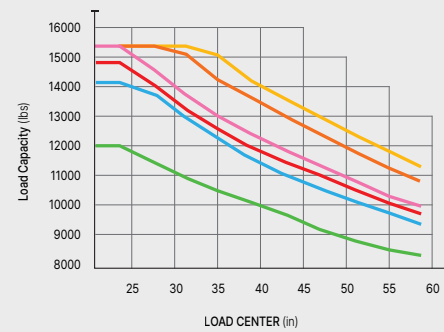
New B-X Series

Load Capacity

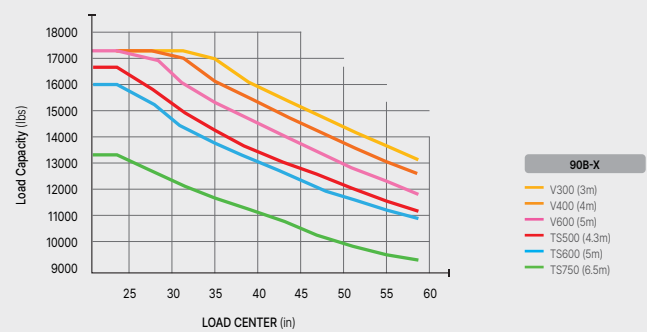
LOAD CURVE (60B-X) 2-Stage Mast : V300, V400, V600
3-Stage Mast : TF/TS500, TF/TS600, TS730



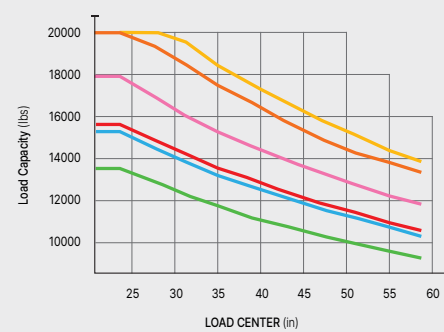
LOAD CURVE (70B-X) 2-Stage Mast : V300, V400, V600
3-Stage Mast : TF/TS500, TF/TS600, TF/TS730



LOAD CURVE (80B-X) 2-Stage Mast : V300, V400, V600
3-Stage Mast : TF/TS500, TF/TS600, TS765



LOAD CURVE (90B-X) 2-Stage Mast : V300, V400, V600
3-Stage Mast : TS500, TS600, TS750



Mast Specifications (60B-X)

Mast Type	Maximum Fork Height	Overall height (Lowered)	Free lift height	Tilt angle		Double Pneumatic Tire Non Attachment (24 in. load center)	Double Pneumatic Tire Hook on Side Shift (24 in. load center)	Truck weight (Unloaded)	
				FWD	RWD				
				deg	deg	lb	lb	lb	
Standard	V300	119	99	5.5	15	10	13,500	12,200	21,394
	V330	131	105	5.5	15	10	13,500	12,200	21,499
	V350	139	109	5.5	15	10	13,500	12,200	21,569
	V370	147	113	5.5	15	10	13,500	12,200	21,639
	V400	159	119	5.5	15	10	13,500	12,200	21,762
	V450	178	131	5.5	15	10	13,500	12,200	22,264
	V500	198	140	5.5	15	10	13,500	12,200	22,440
Triple stage	TF/TS450	180	101	52.0	15	10	13,500	12,200	22,696
	TF/TS500	199	109	59.8	15	10	13,500	12,200	22,898
	TF/TS550	220	117	67.7	15	10	13,500	12,200	23,143
	TF/TS600	239	125	75.6	15	10	12,750	11,750	23,336
	TS730	289	141	96.9	15	10	10,800	9,900	24,307

Mast Specifications (70B-X)

Mast Type	Maximum Fork Height	Overall height (Lowered)	Free lift height	Tilt angle		Double Pneumatic Tire Non Attachment (24 in. load center)	Double Pneumatic Tire Hook on Side Shift (24 in. load center)	Truck weight (Unloaded)	
				FWD	RWD				
				deg	deg	lb	lb	lb	
Standard	V300	119	99	5.5	15	10	15,500	14,200	22,447
	V330	131	105	5.5	15	10	15,500	14,200	22,552
	V350	139	109	5.5	15	10	15,500	14,200	22,623
	V370	147	113	5.5	15	10	15,500	14,200	22,693
	V400	159	119	5.5	15	10	15,500	14,200	22,816
	V450	178	131	5.5	15	10	15,500	14,200	23,318
	V500	198	140	5.5	15	10	15,500	14,200	23,494
Triple stage	TF/TS450	180	101	52.0	15	10	15,500	14,200	23,669
	TF/TS500	199	109	59.8	15	10	14,750	13,650	23,842
	TF/TS550	220	117	67.7	15	10	15,300	14,100	23,952
	TF/TS600	239	125	75.6	15	10	14,850	13,750	24,197
	TS730	289	141	96.9	15	6	14,100	13,000	24,390

Mast Specifications (80B-X)

Mast Type	Maximum Fork Height	Overall height (Lowered)	Free lift height	Tilt angle		Double Pneumatic Tire Non Attachment (24 in. load center)	Double Pneumatic Tire Hook on Side Shift (24 in. load center)	Truck weight (Unloaded)	
				FWD	RWD				
				deg	deg	lb	lb	lb	
Standard	V300	120	105	5.9	15	10	17,500	16,200	25,867
	V330	131	111	5.9	15	10	17,500	16,200	25,975
	V350	139	115	5.9	15	10	17,500	16,200	26,048
	V370	147	119	5.9	15	10	17,500	16,200	26,118
	V400	159	125	5.9	15	10	17,500	16,200	26,226
	V450	179	137	5.9	15	10	17,500	16,200	26,700
	V500	198	147	5.9	15	10	17,500	16,200	26,880
Triple stage	TF/TS450	180	108	56.7	15	10	17,500	16,200	27,295
	TF/TS500	200	116	64.6	15	10	17,500	16,200	27,523
	TF/TS550	219	124	72.4	15	10	16,950	15,500	27,747
	TF/TS600	239	132	80.3	15	10	15,950	14,650	28,032
	TS765	301	156	104.7	15	6	13,200	12,100	28,721

Mast Specifications (90B-X)

Mast Type	Maximum Fork Height	Overall height (Lowered)	Free lift height	Tilt angle		Double Pneumatic Tire Non Attachment (24 in. load center)	Double Pneumatic Tire Shaft Type Side Shift (24 in. load center)	Truck weight (Unloaded)	
				FWD	RWD				
				deg	deg	lb	lb	lb	
Standard	V300	119	112	5.9	15	10	20,000	18,500	28,882
	V350	139	122	5.9	15	10	20,000	18,500	29,017
	V400	158	134	5.9	15	10	20,000	18,500	29,179
	V450	178	144	5.9	15	10	20,000	18,500	29,568
	V500	198	154	5.9	15	10	19,250	17,950	29,703
	V550	218	165	5.9	15	10	17,700	16,500	29,865
	V600	237	175	5.9	15	10	16,850	15,650	30,188
Triple stage	TS450	179	118	65.6	15	10	18,600	17,300	30,776
	TS500	198	126	73.4	15	10	17,950	16,600	31,023
	TS550	218	134	81.3	15	10	17,150	15,850	31,489
	TS600	238	142	89.2	15	10	16,050	14,850	31,951
	TS750	297	165	112.8	15	6	13,400	12,300	32,736

SPECIFICATIONS (60/70/80/90B-X)

Distinguishing marks					
	Manufacturer	Hyundai			
	Manufacturer's model designation	60B-X	70B-X	80B-X	90B-X
1.1	Drive: Electric (battery or mains), diesel, gasoline, LPG, manual	Electric	Electric	Electric	Electric
1.2	Type of operation: hand, pedestrian, standing, seated, order-picker	Seated	Seated	Seated	Seated
1.3	Load capacity / rated load	lb 13,500	15,500	17,500	20,000
1.4	Load center distance	in 24	24	24	24
1.5	Load distance, center of drive axle to fork	in 24	24	24	28
1.6	Wheelbase	in 91	91	98	98

Weights					
2.1	Service weight	lb 21,393.7	22,518	25,800.7	28,880.6
2.2	Axle loading, loaded front/rear	lb 30,364 / 4,257	33,479 / 4,471	38,426 / 5,011	42,962 / 5,761
2.3	Axle loading, unloaded front/rear	lb 10,178 / 11,215	9,927 / 12,590	11,689 / 14,112	12,644 / 16,237

Tire					
3.1	Tires : solid rubber (V), superelastic (SE), pneumatic (P), polyurethane (PE)	P	P	P	P
3.2	Tire size, front	8.25-15-14PR	8.25-15-14PR	9.00-20-14PR	9.00-20-14PR
3.3	Tire size, rear	8.25-15-14PR	8.25-15-14PR	9.00-20-14PR	9.00-20-16PR
3.5	Wheels, number front / rear (X = driven wheels)	4x2	4x2	4x2	4x2
3.6	Tread, front	in 62.2	62.2	64.3	66.7
3.7	Tread, rear	in 63.1	63.1	67	67

General Specifications					
4.1	Tilt of mast/fork carriage forward/backward	degrees 15/10	15/10	15/10	15/10
4.2	Lowered mast height	in 99.1	99.1	105	112.3
4.3	Free lift	in 5.5	5.5	5.7	5.9
4.4	Lift height	in 119.3	119.3	119.7	119.1
4.5	Extended mast height	in 170.1	170.1	172.3	171.7
4.7	Height of overhead guard (cabin)	in 101 (cab. 102)	101 (cab. 102)	104 (cab. 105)	104 (cab. 105)
4.19	Overall length	in 192	192	196	199.9
4.20	Length to face of forks	in 145	145	149.3	152.6
4.21	Overall width	in 82.3	82.3	86.4	89.2
4.22	Fork dimensions (H x W x L)	in 2.6 x 6 x 47.3	2.6 x 6 x 47.3	2.8 x 7.1 x 47.3	3 x 7.1 x 47.3
4.23	Fork carriage ISO 2328, Class / Type A, B	Class IV	Class IV	Class IV	Class IV
4.24	Fork - carriage width (with backrest)	in 81	81	89.3	89.2
4.31	Ground clearance, under mast	in 7.7	7.7	9.9	9.9
4.32	Ground clearance, center of wheelbase	in 8.9	8.9	12.1	12.1
4.34.1	Aisle width for pallets 1,000 X 1,200 crossways	in 204.4	204.4	217	217
4.34.2	Aisle width for pallets 800 X 1,200 lengthways	in 212.3	212.3	225	225
4.35	Turning radius	in 133.1	133.1	142.6	142.6

Performance					
5.1	Travel speed, loaded / unloaded	mph 16 / 17	16 / 17	17 / 20.5	17 / 20.5
5.2	Lift speed, loaded / unloaded	ft/min 88.6 / 94.5	88.6 / 94.5	88.6 / 94.5	88.6 / 94.5
5.3	Lowering speed, loaded / unloaded	ft/min 98.5 / 98.5	98.5 / 98.5	98.5 / 98.5	98.5 / 98.5
5.6	Max. drawbar pull, loaded	lb 15,730	15,642	15,951	14,453
5.8	Max. gradeability, loaded	% 47	40	30	26
5.10	Service brake	Hydraulic	Hydraulic	Hydraulic	Hydraulic

Motor/Battery					
6.1	Drive motor rating S2 60min	hp 100.6	100.6	100.6	100.6
6.2	Lift motor rating at S3 15%	hp 44.3	44.3	44.3	44.3
6.4	Battery voltage, nominal capacity K5	V/Ah 347.7 / 200 (268)	347.7 / 200 (268)	347.7 / 200 (268)	347.7 / 200 (268)
6.5	Battery weight	lb 1,695 / 1,977	1,695 / 1,977	1,695 / 1,977	1,695 / 1,977

Other					
8.1	Type of drive control	AC	AC	AC	AC
8.2	Operating pressure for attachments	psi 3,046 / 2,031	3,046 / 2,031	3,046 / 2,031	3,625 / 2,030
8.3	Oil volume for attachments	GPM-US 29.1	29.1	29.1	29.1
8.4	Sound pressure level at the driver's seat, cabin	dB (A) 63.5	63.5	63.5	63.5

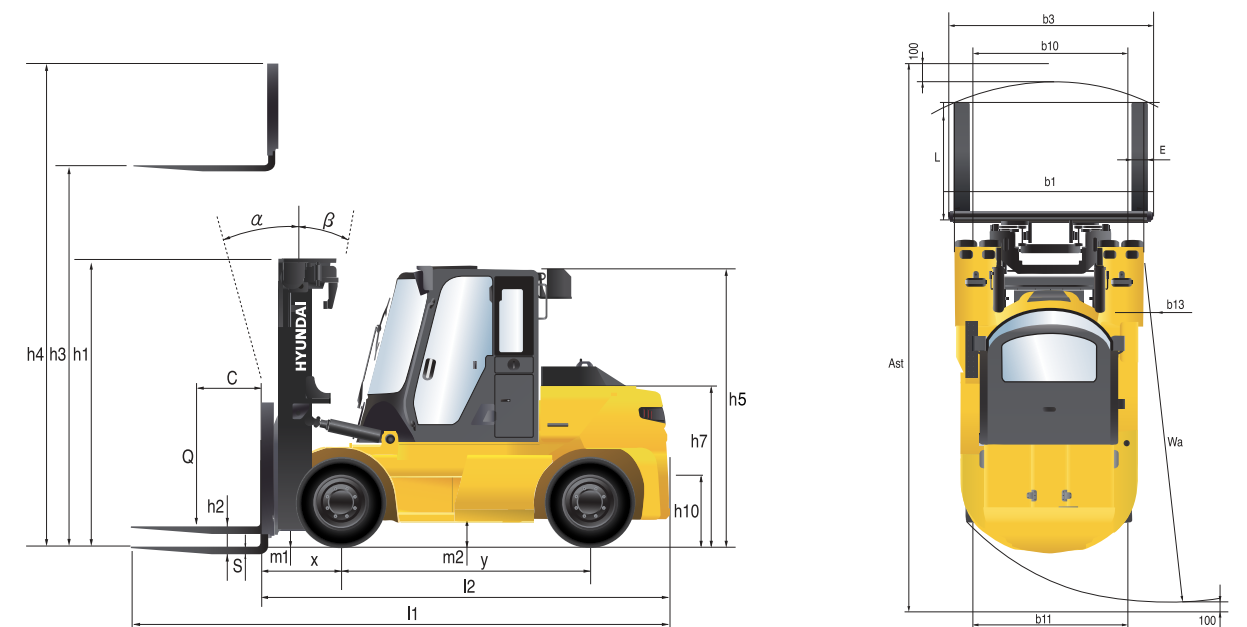
STANDARD/OPTIONAL FEATURES

		Item	60/70B-X	80B-X	90B-X	
Battery & Charger	Battery	347.8V/200Ah	●	●	●	
		347.8V/268Ah	○	○	○	
	Charger	20kW (3P 380~440V)	●	●	●	
		40kW, 120kW (3P 380~440V)	○	○	○	
	Charger Accessory	20kW (3P 220~440V)	-	-	-	
		Multi charger (3.5kW, 1P 110/220V)	○	○	○	
Operation	Cabin	Cabin	●	●	●	
		Overhead guard	○	○	○	
	A/C	A/C + Heater	○	○	○	
	Radio	Radio & USB-Bluetooth	○	○	○	
	Seat	Grammer/Belt/Arm, B/SW	●	●	●	
		Seat option: air, swivel, fabric, belt, arm, B/SW, heated	○	○	○	
	FE	Extinguishers (small 0.7kg)	○	○	○	
	Wiper	Top wiper	○	○	○	
	Mast & Attachment	Tilt	Tilt angle 15/10	●	●	●
			Tilt option : 15/6, 6/6 (6~8 ton only)	○	○	○
Mast		2 Stage Standard (V)	● (118.1")	● (119.7")	● (119.1")	
		2 Stage V mast, 3 Stage TF/TS mast	○	○	○	
Fork		Fork 1,200mm (47")	●	●	●	
		Fork option : 1,350mm (53") ~ 2,400mm (94")	○	○	○	
Carriage		Carriage - Shaft	●	●	●	
		Carriage - Hook	○	○	-	
Attachment		Side shift	○	-	-	
		Side shift - fork positioner (SYN, IND), Side shift without pocket & fork	○	-	-	

		Item	60/70B-X	80B-X	90B-X
Hydraulics	MCV	MCV 4SP	●	●	●
		MCV 5SP	○	○	○
		Att. piping option: 3SP, 4SP, 5SP	○	○	○
Lever	Fingertip lever	○	○	○	
	Manual lever	●	●	●	
Tires	Tires	Tire pressure	●	●	●
		Solid, conti solid	○	○	○
Visibility	Camera	Camera general, PDS (Pedestrian Detection System)	○	○	○
		Mirror	Heated mirror	○	○
	Lamp	Red zone, front/rear blue	○	○	○
	Hi-Mate	RMS-Mobile	○	○	○
		Authentication dev.	○	○	○
Convenience	Auto tilt	Auto tilt	○	○	○
	Comp.	Compressor	○	○	○
	ACC.	Accumulator	○	○	○
	Load sensor	Load sensor	○	○	○
Safety	Others	Front tire cover	○	○	○
		Key switch (Variant)	○	○	○
		Seatbelt interlock	○	○	○
		Travel speed limit	○	○	○
		Master switch (Battery cut-off)	○	○	○
		Hazard lamp with switch	●	●	●
Other	Oil-VG46	●	●	●	
	Oil option : Tropical, cold area	○	○	○	

● STD / ○ OPT

DIMENSIONS





MONTREAL (Head office)

19151 A, Cruickshank Avenue
Baie-D'Urfé (Québec) H9X 3N9

Phone: 418 694-4223
Toll free: 1 866 421-4223
info@elevex.ca

SAGUENAY

2305, Alexis-Le-Trotteur
St. Jonquière (Québec) G7X 9H8

elevex.ca



**NO ONE
DELIVERS MORE**

