

**NOBLELIFT**  
CANADA  INC.

WE PROMISE | WE DELIVER



ISO9001 / ISO14001

# G-SERIES 3-3.5t

**LITHIUM FORKLIFTS**

High End **GH** & Basic **GB**

**NEW ARRIVAL**



**ELEVEX™**  
Material Handling Solutions

# 3-3.5t

# G-Series Lithium Forklifts

## High End GH & Basic GB

Noblelift's G Series Lithium Electric Forklift, born from over two decades of electric forklift expertise, breaks through traditional design while maintaining the family design principles. This new product line includes the high-end **GH** model and the basic **GB** model, with optional rated load capacities of 3 and 3.5 tons. This series redefines the next generation of electric forklifts, competing with internal combustion forklifts in terms of efficiency, power, and reliability.

### ▶ TOUGH APPEARANCE

Inheriting and advancing the classic exterior design of Q series lithium forklifts, it has exquisite and compact structure, as well as stylish and tough appearance.

### ▶ POWERFUL

Equipped with highly efficient and high torque motor, the travelling speed, lifting speed and grade-ability are comparable to internal combustion forklift trucks.

### ▶ ROBUST ALTERNATIVE TO IC FORKLIFTS

The **G series** forklift adopts an AC system while retaining the durable drive axle, steering axle, tires, and mast system of internal combustion forklifts. It can serve as a viable alternative to internal combustion forklifts, meeting the requirements of various working conditions.

### ▶ FAST CHARGING

Standard Lithium-ion Fast Charging Technology Included, ready to use as you go. Standard batteries can be fully charged in just 2 hours.

### ▶ COZY SPACE

- Wide view mast design, spacious driver's operating area, and excellent ergonomics.
- Color smart dashboard with on-demand speed mode switching, featuring a graphical user interface for a simple and intuitive experience.



### ▶ CONVENIENT AND EFFICIENT

- Multiple lithium-ion battery capacities available, optional side-pull structure for quick replacement, ensuring seamless operation around the clock.
- Equipped with AC asynchronous motors for both driving and lifting, maintenance-free, and offering higher working efficiency.
- The driver's seat comes standard with a USB port for charging and expansion.



Side pull battery (optional)



Multi capacity, quick plug-and play batteries



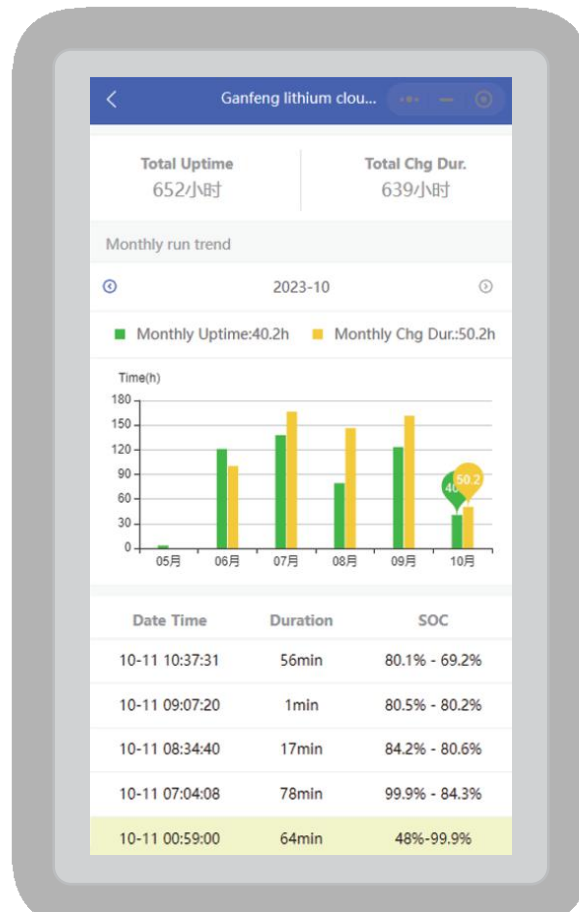
# LITHIUM-ION SMART CLOUD PLATFORM

Constantly monitors the battery's operational status throughout its usage to ensure the safety of personnel and equipment.



QR CODE SCANNING

TOTAL OPERATING TIME



OPERATING & CHARGING TIME

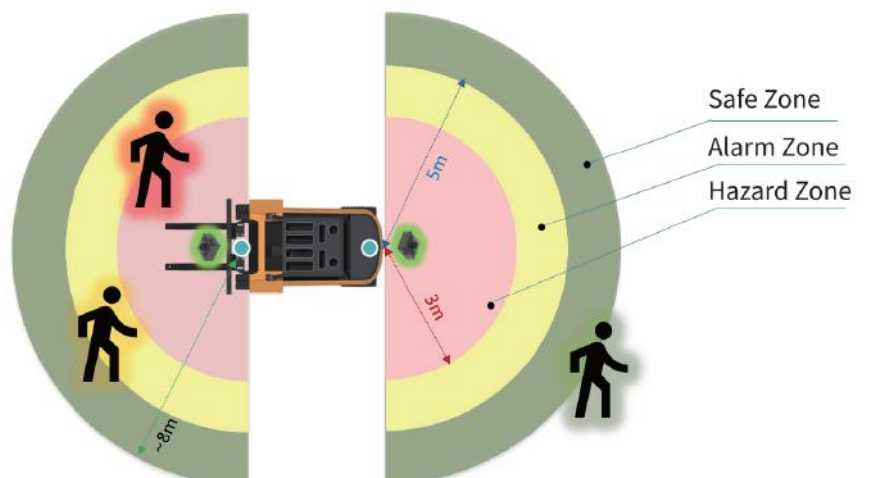
## ▶ SAFE AND RELIABLE

- The entire forklift is designed with sealed enclosures, achieving an IPX4 waterproof rating, making it resilient in harsh working environments, ensuring safety and reliability.
- Durable Body designed specifically for lithium-ion batteries.
- Standard automatic speed reduction at turns for GH models, enhancing driving safety.
- Utilizing a robust, integral cast steering axle from internal combustion vehicles for added durability.



## ▶ HIGH-END AI IMAGING SYSTEM

- Our cutting-edge AI technology continually assesses the work area for potential hazards. When someone enters a danger zone, the driver receives dynamic collision warnings. This smart system operates in various complex conditions, aiding the driver in avoiding accidents and reducing stress. It provides rich driver assistance and environment awareness, significantly enhancing safety.





### SEAT:

Standard with seat switch (optional seatbelt warning switch).

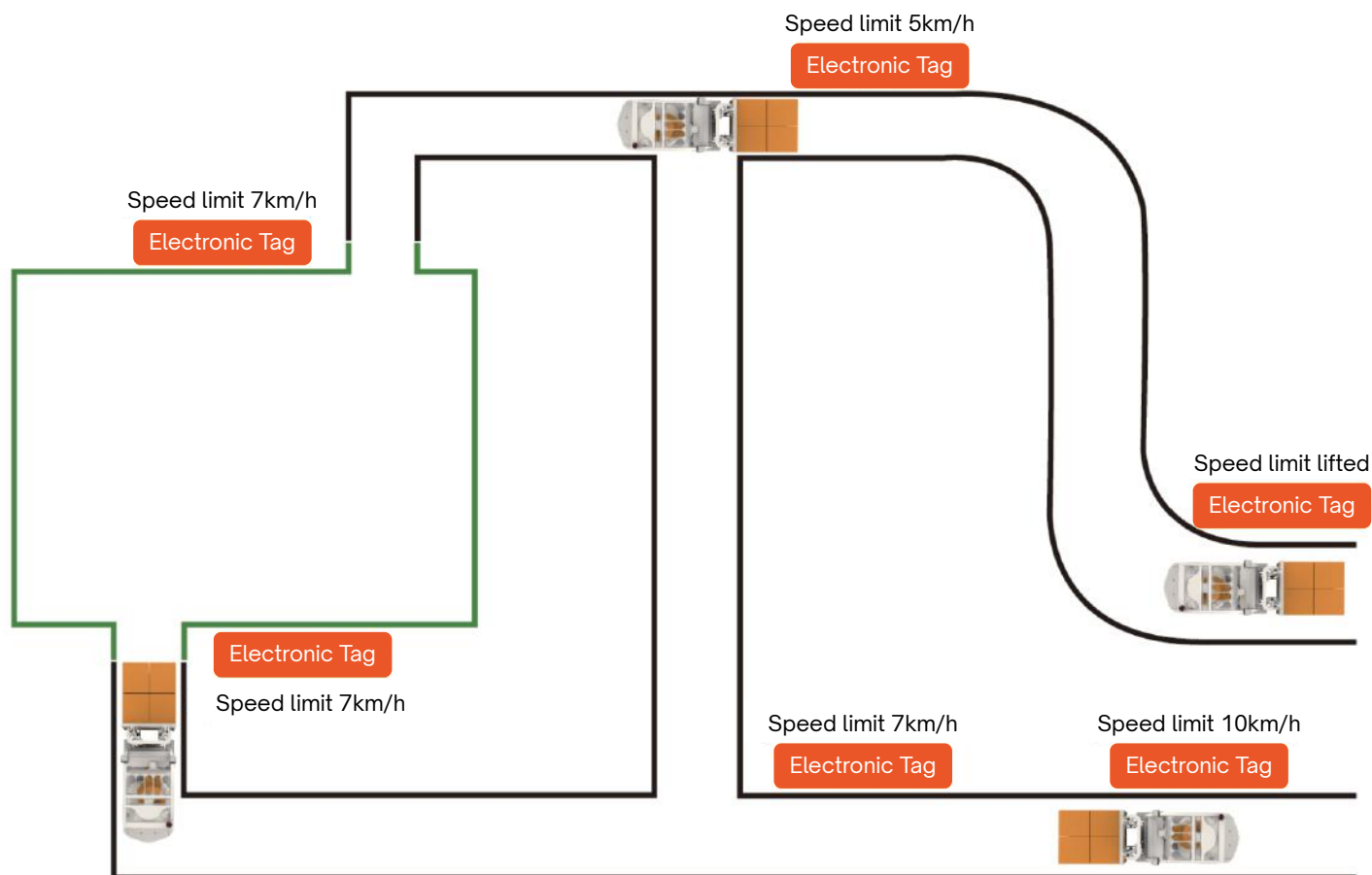


### THE ENTIRE FORKLIFT COMES WITH LED LIGHTING:

Front headlights, for auxiliary lights, rear combination lights, and warning lights.

## ▶ RFID ZONE SPEED LIMIT SYSTEM

- Zone-Based Speed Limitation: Forklifts are equipped with speed limit tags at entry and exit points of specific areas, enabling speed restrictions within these zones.
- Segmented Route Speed Control: Speed limit tags at the start and end of designated route sections ensure controlled speed in those areas.
- Effortless Maintenance: Our electronic tags require zero maintenance, are self-powered, and have minimal environmental and mounting requirements. They can be effortlessly installed on building walls, lampposts, trees, metal shelves, and more.



**FE4P30-35GB/FE4P30-35GH ELECTRIC COUNTERBALANCE FORKLIFT**

Identification	1.1	Manufacturer(abbreviation)		Noblelift			
	1.2	Manufacturer's type designation		FE4P30GB	FE4P30GH	FE4P35GB	FE4P35GH
	1.3	Drive: electricity(battery or mains), diesel, petrol gas, manual		Electric	Electric	Electric	Electric
	1.4	Type of operation(hand, pedestrian, standing, seated, order-picker)		Seated	Seated	Seated	Seated
	1.5	Load capacity/rated load	Q(kg)	3000	3000	3500	3500
	1.6	Load centre distance	C(mm)	500	500	500	500
	1.8	Load distance, centre of drive axle to forke	x(mm)	478	478	483	483
	1.9	Wheelbase	y(mm)	1700	1700	1760	1760
Weights	2.1	Service weight including battery (see line 6.5)	kg	4170	4170	4480	4480
	2.2	Axle loading, laden front/rear	kg	6450/720	6450/720	7140/840	7140/840
	2.3	Axle loading, Unladen front/rear	kg	1850/2320	1850/2320	1960/2520	1960/2520
Wheels Chassis	3.1	Type: solid rubber, super elastic, pneumatic, polyurethane		Pneumatic	Pneumatic	Pneumatic	Pneumatic
	3.2	Tyre size, front		28x9-15-14PR	28x9-15-14PR	28x9-15-14PR	28x9-15-14PR
	3.3	Tyre size rear		6.50-10-10PR	6.50-10-10PR	6.50-10-10PR	6.50-10-10PR
	3.5	Wheels, number front/rear(x=driven wheels)		2/x2	2/x2	2/x2	2/x2
	3.6	Track width, front	b10(mm)	1004	1004	1004	1004
	3.7	Track width, rear	b11(mm)	982	982	982	982
BASIC DIMENSIONS	4.1	Mask/front carriage tilt forward/backward	$\alpha/\beta(^{\circ})$	6/10	6/10	6/10	6/10
	4.2	Lowered mast height	h1(mm)	2070	2070	2185	2185
	4.3	Free lift	h2(mm)	140	140	145	145
	4.4	Lift height	h3(mm)	3000	3000	3000	3000
	4.5	Extended mast height	h4(mm)	4079	4079	4079	4079
	4.7	Overhead load guard height	h6(mm)	2200	2200	2200	2200
	4.8	Seat height/standing height	h7(mm)	1130	1130	1130	1130
	4.12	Coupling height	h10(mm)	580	580	580	580
	4.19	Overall length	l1(mm)	3688	3688	3818	3818
	4.20	Length to face of forks	l2(mm)	2618	2618	2748	2748
	4.21	Overall width	b1(mm)	1230	1230	1230	1230
	4.22	Fork dimensions	s/e/l(mm)	45/125/1070	45/125/1070	50/125/1070	50/125/1070
	4.24	Fork carriage width	b3(mm)	1100	1100	1100	1100
	4.31	Ground clearance, laden, under, mast	m1(mm)	140	140	145	145
	4.32	Ground clearance, centre of wheelbase	m2(mm)	150	150	150	150
	4.33	Aisle width pallets 1000x1200 crossways	Ast(mm)	3998	3998	4123	4123
	4.34	Aisle width pallets 800x1200 lengthways	Ast(mm)	4198	4198	4323	4323
	4.35	Turning radius	Wa(mm)	2360	2360	2440	2440
PERFORMANCE DATA	5.1	Travel speed, laden/unladen	km/h	14/15	18/19	14/15	17/19
	5.2	Lift speed, laden/unladen	m/s	0.3/0.4	0.44/0.56	0.3/0.4	0.42/0.56
	5.3	Lowering speed, laden/unladen	m/s	<0.6	<0.6	<0.6	<0.6
	5.5	Max, Drawbar pull, laden/unladen S2 60 min	N	14000/15000	20000/21000	14000/15000	20000/21000
	5.7	Max. Gradient performance, laden/unladen	%	20/25	20/28	20/25	20/25
	5.10	Service brake		Hydraulic	Hydraulic	Hydraulic	Hydraulic

## FE4P30-35GB/FE4P30-35GH ELECTRIC COUNTERBALANCE FORKLIFT

E-Motor	6.1	Drive motor rating S2 60 min	kW	16	16	16	16
	6.2	Lift motor rating at S3 15%	kW	16	26	16	26
	6.3	Battery standard		Lion	Lion	Lion	Lion
	6.4	Battery voltage, nominal capacity K5	V/AH	76.8/206 (277/412/460/554) optional	76.8/206 (277/412/460/554) optional	76.8/206 (277/412/460/554) optional	76.8/206 (277/412/460/554) optional
	6.5	Battery weight	kg	200/240/300/360	240/300/360	200/240/300/360	240/300/360
	6.6	Battery dimensions l/w/h	mm	hoisting: 770/600/605 Slide over: 1086/760/360	hoisting: 770/600/605 Slide over: 1086/760/360	hoisting: 770/600/605 Slide over: 1086/760/360	hoisting: 770/600/605 Slide over: 1086/760/360

Other details	8.1	Type of drive control		AC	AC	AC	AC
	8.2	Operating pressure for attachments	MPa	18.5	18.5	18.5	18.5
	8.3	Oil volume for attachments	l/min	36	36	36	36
	8.4	Sound level at driver's ear according to EN 12053	dB(A)	74	74	74	74

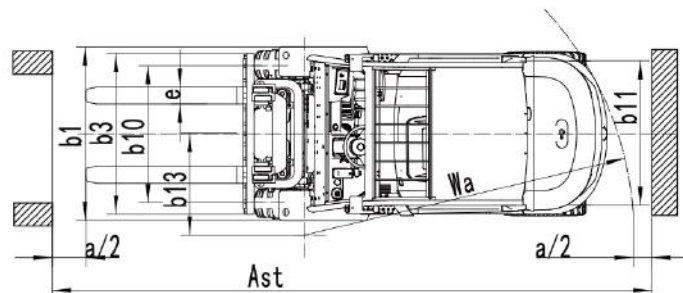
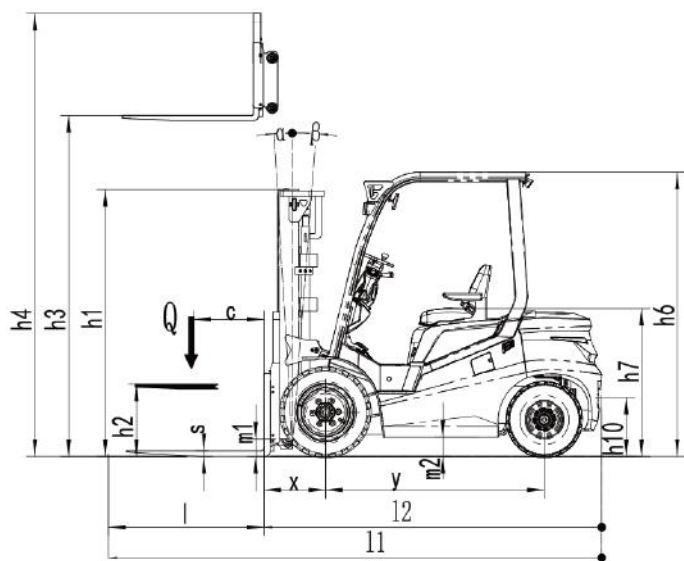
## MAST TABLE FE4P30GB/FE4P30GH

Designation	Lift height h3(mm)	Free lift height h2(mm)	Closed mast height h1(mm)	Extended mast height h4(mm)	Tilt forward/ backward $\alpha/\beta(^{\circ})$	Capacity table(kg) C=500mm	
						Without sideshift single superelastic tyre	
						FE4P30GB/FE4P30GH	
Two-stage ZT	2000	140	1575	3079	6/10	3000	
	2500	140	1825	3579	6/10	3000	
	3000	140	2075	4079	6/10	3000	
	3300	140	2075	4379	6/10	3000	
	3500	140	2325	4579	6/10	3000	
	3600	140	2375	4679	6/10	3000	
	3700	140	2425	4779	6/10	3000	
	4000	140	2625	5079	6/6	2950	
	4300	140	2775	5379	6/6	2850	
	4500	140	2875	5579	6/6	2600	
Two-stage ZZ	5000	140	3125	6079	6/6	2400	
	2000	563	1575	3079	6/10	3000	
	2500	813	1825	3579	6/10	3000	
	3000	1063	2075	4079	6/10	3000	
	3300	1213	2225	4379	6/10	3000	
	3500	1313	2325	4579	6/10	3000	
	3600	1363	2375	4679	6/10	3000	
	3700	1413	2425	4779	6/10	3000	
Three-stage DZ	4000	1613	2625	5079	6/6	2950	
	4000	563	2000	5079	6/6	2900	
	4350	1113	2125	5429	6/6	2700	
	4500	1163	2175	5579	6/6	2600	
	4800	1263	2275	5879	6/6	2400	
	5000	1406	2418	6079	6/6	2300	
	5500	1640	2652	6579	3/6	1800	
	6000	1873	2885	7079	3/6	1400	
6500	2107	3118	7579	3/6	800		

Three-stage DZ	7000	2273	3284	8079	3/6	600
----------------	------	------	------	------	-----	-----

### MAST TABLE FE4P30GB/FE4P30GH

Designation	Lift height h3(mm)	Free lift height h2(mm)	Closed mast height h1(mm)	Extended mast height h4(mm)	Tilt forward/ backward $\alpha/\beta(^{\circ})$	Capacity table(kg) C=500mm
						Without sideshift single superelastic tyre
						FE4P35GB/FE4P35GH
Two-stage ZT	2000	145	1685	3079	6/10	3500
	2500	145	1935	3579	6/10	3500
	3000	145	2185	4079	6/10	3500
	3300	145	2335	4379	6/10	3500
	3500	145	2435	4579	6/10	3500
	3600	145	2485	4679	6/10	3500
	3700	145	2535	4779	6/10	3500
	4000	145	2735	5079	6/6	3300
	4300	145	2885	5379	6/6	3250
	4500	145	2985	5579	6/6	3100
	5000	145	3235	6079	6/6	2650
Two-stage ZZ	2000	491	1575	3079	6/10	3500
	2500	741	1825	3579	6/10	3500
	3000	991	2075	4079	6/10	3500
	3300	1141	2225	4379	6/10	3500
	3500	1241	2325	4579	6/10	3500
	3600	1291	2375	4679	6/10	3500
	3700	1341	2425	4779	6/10	3450
	4000	1541	2625	5079	6/10	3300
Three-stage DZ	4000	916	2000	5079	6/6	3250
	4350	1041	2125	5429	6/6	3150
	4500	1091	2175	5579	6/6	3000
	4800	1191	2275	5879	6/6	2800
	5000	1334	2418	6079	6/6	2650
	5500	1568	2652	6579	3/6	2200
	6000	1801	2885	7079	3/6	1500
	6500	2034	3118	7579	3/6	900
	7000	2200	3284	8079	3/6	800





# NOBLELIFT

CANADA  INC.



**MONTREAL (Head office)**  
19151 A, Cruickshank Avenue  
Baie-D'Urfé (Québec) H9X 3N9  
Phone: 418 694-4223  
Toll free: 1 866 421-4223  
[info@elevex.ca](mailto:info@elevex.ca)  
[elevex.ca](http://elevex.ca)

**QUEBEC**  
1279, Paul-Émile Giroux St. Suite 200  
Québec (Québec) G1C 0K9

**SAGUENAY**  
2305, Alexis-Le-Trotteur St.  
Jonquière (Québec) G7X 9H8

