

NOBLELIFT
CANADA  INC.

WE PROMISE | WE DELIVER

 **ISO9001 / ISO14001**
CE Certificate

SC SERIES

Scissor Lift Range

 **ELEVEX™**
Material Handling Solutions



SC06



SC06E



SC08HC/EC



SC08-10HN/EN



SC10-14E/H



SC16E/H

► SC SERIES SCISSOR LIFT RANGE

NOBLELIFT provide the SC series of scissor aerial work platform that provides automatic walking, vertical lift and platform extension function, suitable for indoor and outdoor environment, widely used in electric power, petrochemical, aircraft maintenance, manufacturing equipment installation and maintenance.

The user can complete the walking and lifting operation directly on the platform to realize the continuous operation of a single person at a high altitude.

Chassis on both sides of the spin out of the electrical box, easy access to components, easy maintenance. Folding guardrails are simple and convenient to fold, and they provide easy access to the machine through the doorway and other highly limited areas.

The model uses front-wheel drive with a small turning radius and flexible operation in crowded construction sites, elevators and narrow channels. The non-marking tyre is more flexible and durable, not easy to scratch the ground, not easy to stick debris, and other advantages.

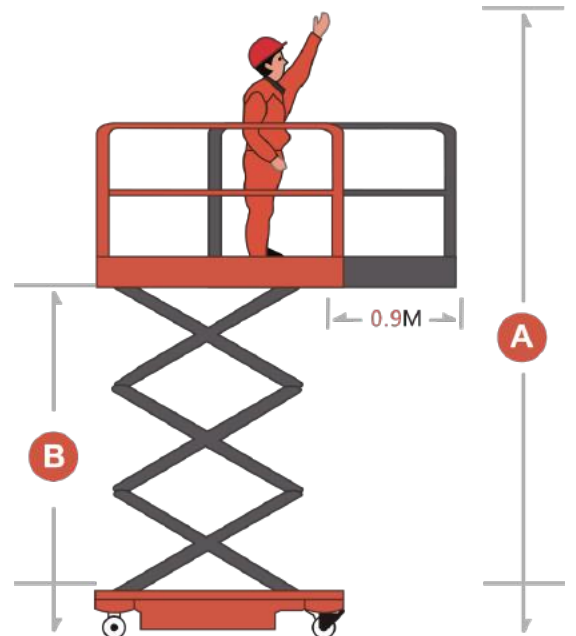
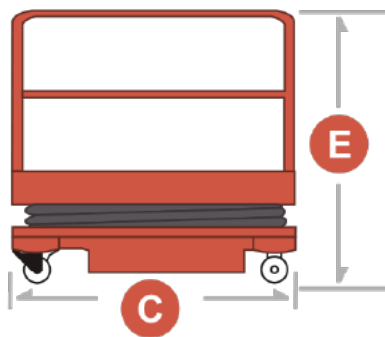
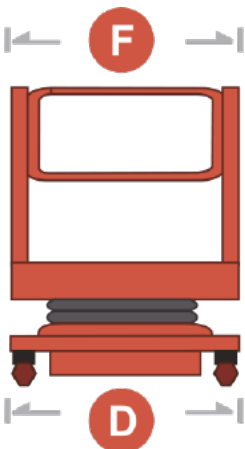
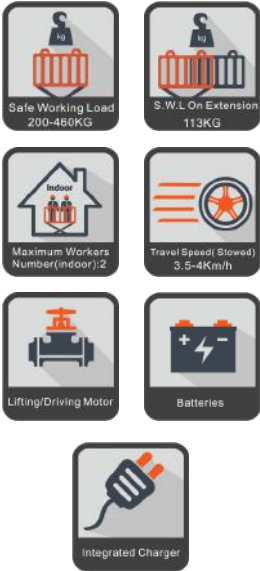
The platform and chassis are respectively provided with a control system and emergency stop button, and the chassis is provided with an emergency descent system to guarantee the personal safety of operators.

SC08HC/EC
[C=COMPACT]



SC08-10HN/EN
[N=NARROW]

W: 0.81 M



▶ STANDARD CONFIGURATION:

- Proportional controls
- Self-lock gate on the platform
- Unidirectional extended platform
- Full travel
- Non-marking tyre
- Hydraulic motor drive
- Automatic brake system
- Emergency lowering system
- Emergency stop button
- Tubing explosion system
- Fault diagnosis system
- Tilt protection system
- All Motion Alarm
- Horn
- Work schedule
- Safety brackets
- Forklift pockets
- Charger protection
- Flashing beacon
- Folding guardrails
- Automatic pothole protection

▶ OPTIONAL CONFIGURATION:

- Overload sensor
- AC power on the platform
- Platform works light
- Airline to the platform

▶ SC08EA-TL

- The user can complete the walking and lifting operation directly on the platform to realize the continuous operation of a single person at a high altitude.
- Folding guardrails are simple and convenient folding, and easy access to the machine through the doorway and other highly limited areas.
- The model has a small turning radius and flexible operation in crowded construction sites, elevators and narrow channels.
- The platform and chassis are respectively provided with a control system and emergency stop button, and the chassis is provided with an emergency descent system to guarantee the personal safety of operators.
- The convenient operation box allows users to easily operate outside the platform, you can accurately diagnose equipment failure information, and you can immediately solve the equipment failure at the site.
- With the tilt-limited high protection system with the sound alarm function of the tilt angle sensor, timely elimination of the risk of overturning operation.



Travel speed (raised)	0.5km/h	0.8km/h	0.8km/h	0.8km/h	0.8km/h	0.8km/h	0.8km/h	0.8km/h
Up/down time	25/27sec	25/32sec	32/35sec	32/35sec	27/36sec	48/48sec	80/60sec	68/68sec
		23/32sec						
Lead-acid batteries	2x12V/80Ah	4x6V/225Ah	4x6V/225Ah	4x6V/225Ah	4x6V/225Ah	4x6V/225Ah	4x6V/300Ah	4x12V/300Ah
Maintenance-free battery	/	6WFB200/4x6V	6WFB200/4x6V	6WFB200/4x6V	6WFB200/4x6V	6WFB200/4x6V	12WFB125/4x12V	12WFB125/4x12V
The lithium battery	/	25.6V/130Ah	25.6V/180Ah	25.6V/180Ah	25.6V/180Ah	25.6V/206Ah	25.6V/206Ah	25.6V/228Ah
Intergrated charger	24V/10A	24V/30A	24V/30A	24V/30A	24V/30A	24V/30A	24V/30A	24V/30A
Maximum gradeability	25%	25%	25%	25%	25%	25%	25%	25%
Maximum working slope	1.5°/3°	1.5°/3°	1.5°/3°	1.5°/3°	1.5°/3°	1.5°/3°	1.5°/3°	1.5°/3°
Tyre	Φ230x80mm	Φ305x100mm	Φ381x127mm	Φ381x127mm	Φ381x127mm	Φ381x127mm	Φ381x127mm	Φ381x127mm
Overall weight	915kg	1585kg/1610kg	2140kg	2275kg	2655kg	2990kg	3210kg	3420kg

PARAMETER CONFIGURATION OF SC SERIES

SC=Scissor Lift, 08=Working Height, E=Electric Drive, H=Hydraulic Drive, C=Compact

	SC08EA-TL	SC14EA-T4
Safe working load	230kg	350kg
S.W.L on extension	100kg	113kg
Maximum workers number	2	3
Maximum working height	8m	14m
Minimum platform floor height	1.03m	1.53m
Maximum platform floor height	6m	11.6m
Overall length	2.01m	2.5m
Overall width	0.88m	1.15m
Overall Height (rails up)	2.13m	2.65m
Overall Height (rails down)	1.74m	1.99m
Platform size length/width	1.04x0.76m	2.27x1.12m
Platform extension size	0.6m	0.9m
Lifting motor	24V/2.2kw 2.6cc	24V/4.5kw 4.5cc
Drive motor	24V/2x1.0kw	24V/4x1.0kw
Travel speed (stowed)	2.5km/h	4.5km/h
Up / down time	36/37sec	62/42sec
Driver brake	Dual rare-wheels	Dual front-wheels
Driving mode	Rubber track	Traceless rubber tyre
Maintenance free battery	2x12V/120Ah	4x12V/120Ah
Integrated charger	24V/20A	24V/30A
Maximum gradeability	30%	25%
Maximum working slope	1.5°/2.5°	1.5°/3°
Tyre	105/72/42mm	Φ406x125mm
Overall weight	1260kg	2890kg



MONTREAL (Head office)
19151 A, Cruickshank Avenue
Baie-D'Urfé (Québec) H9X 3N9
Phone: 418 694-4223
Toll free: 1 866 421-4223
info@elevex.ca
elevex.ca

QUEBEC
1279, Paul-Émile Giroux St. Suite 200
Québec (Québec) G1C 0K9

SAGUENAY
2305, Alexis-Le-Trotteur St.
Jonquière (Québec) G7X 9H8

