

T30N/50N

NEW!

Stand-on tow tractor

**Rated capacity:
3000kg/5000kg**

INTRODUCTION

T30N/50N is a stand-on tow tractor equipped with German three-phase AC drive motor and Italian ZAPI controller which ensures strong power and smooth acceleration and deceleration. Electric Power Steering(EPS) and German REMA handle ensures high efficiency and provides excellent driving experience.

4-point structure with floating platform and rubber pad helps to minimize vibration. Automotive grade curved backrest can reduce worker's fatigue greatly. Side extraction allows for fast replacement of battery so as to fulfill the needs of multi shifts.

Other options available include extension bracket, warning light, blue spot light, electric coupling, big storage tray, double USB charging ports, storage tray etc. which helps to make your work easier and more efficient.



MONTREAL (Head office)

19151 A, Cruickshank Avenue
Baie-D'Urfé (Québec) H9X 3N9
Phone: 418 694-4223
Toll free: 1 866 421-4223
info@elevex.ca
elevex.ca

QUEBEC

1279, Paul-Émile Giroux St. Suite 200
Québec (Québec) G1C 0K9

SAGUENAY

2305, Alexis-Le-Trotteur St.
Jonquière (Québec) G7X 9H8

Safe and comfortable,easy storage



The standard blue light is not only automatically activated when the truck is driving forward, but also turns simultaneously with the handle while steering, which will increase the safety of operation.



Safety flanks and non-slip surface materials on both sides of the backrest ensure the operator not to be thrown off while the truck turns at high speed. This design greatly improves the safety of driving. Meanwhile, the handle above the backrest provides a grasping point for the operator while getting on/off the truck, provides superior comfort for the operator.



Large storage tray can be used for storing stretch film, art knife, marker pen, or other tools.



Double storage tray can separate storage tools or garbage, makes work more efficient.

Other optional parts



A variety of expansion brackets can be selected to meet the installation requirements of different expansion equipment, such as: WMS display, barcode scanner, storage box, folder board, etc.



The reinforced couplers can be set at three different heights so as to ensure the reliable connection to various trailers.

Well-designed and easy to maintain



Sideways battery exchange compartment plus adjustable handling bracket makes battery replacement easier and quicker.



The coasting button on both sides of the truck and emergency stop button allow the operator to operate truck forward/backward while walking beside. There is no need to get in and out of the truck frequently to operate it. At the same time, it reduces the speed while driving forward/backwards under coasting mode, making the traction safer and more efficient.



Suspension castors from both side make the vehicle run more smoothly and safely.



Warning light makes driving safer.

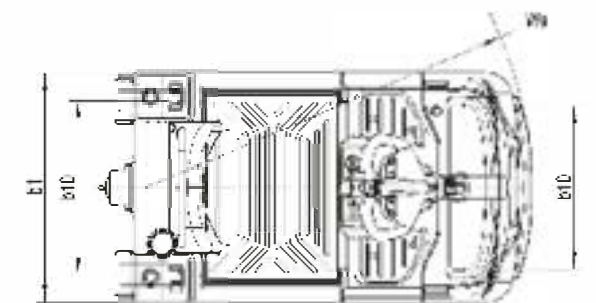
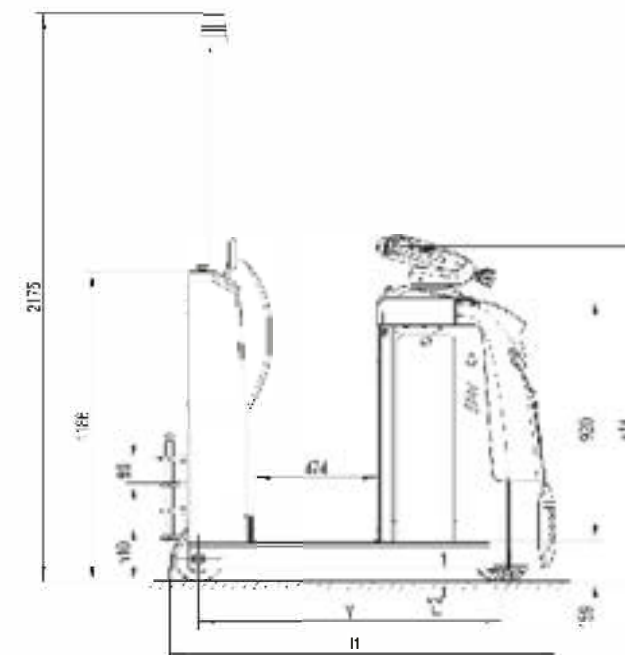
T30N




Type sheet for industrial truck acc. to VDI 2198 1KG=2.2LB 1INCH=25.4MM

Distinguishing mark	1.2	Manufacturer's type designation		T30N	T50N
	1.3	Power(battery,diesel,petrol,gas>manual)		Battery	Battery
	1.4	Operator type		Stand-on	Stand-on
	1.5	Load Capacity / rated load	Q(t)	3.0	5.0
	1.7	Rated drawbar pull	F(N)	800	1000
Weight	1.9	Wheelbase	Y(mm)	1155	1155
	2.1	Service weight	kg	950	1020
Tyres, chassis	2.3	Axle loading,unladen front/rear	kg	550/400	610/410
	3.1	Tires		Solid rubber	Solid rubber
	3.2	Tire size, front	Øxw (mm)	Ø 230×70	Ø 250×80
	3.3	Tire size, rear	Øxw (mm)	Ø 180×76	Ø 180×76
	3.4	Additional wheels(dimensions)	Øxw (mm)		Ø 124×60
	3.5	Wheels, number front/rear(x=driven wheels)		1x/ 2	1x+2/ 2
	3.6	Tread, front	b ₁₀ (mm)	580	580
Dimensions	3.7	Tread, rear	b ₁₁ (mm)	614	614
	4.9	Height of tiller in drive position min./ max.	h ₁₄ (mm)	1280	1280
	4.12	Coupling height (hook center above ground)	h ₁₀ (mm)	230/330/430	230/330/430
	4.19	Overall length	l ₁ (mm)	1429 ¹⁾	1429 ¹⁾
	4.21	Overall width	b ₁ (mm)	810	810
	4.32	Ground clearance, centre of wheelbase	m ₂ (mm)	50	50
Performance data	4.35	Turning radius	Wa(mm)	1333 ²⁾	1333 ²⁾
	5.1	Travel speed, laden/ unladen	km/h	6 / 9	7 / 12
	5.5	Pulling capacity,laden/unladen	N	800	1000
	5.6	Max.pulling,laden/unladen	N	2000	3000
Electric- engine	5.10	Service brake		Electromagnetic	Electromagnetic
	6.1	Drive motor rating	kw	1.9	2.6
	6.3	Battery acc. to DIN 43531/ 35/ 36 A,B,C,no		No	No
	6.4	Battery voltage, nominal capacity K5	V/Ah	24/375	24/465
	6.5	Battery weight	kg	292	352
Additional data	8.1	Type of drive control		AC-Speed Control	AC-Speed Control
	8.4	Sound level at driver's ear acc.to EN 12053	dB(A)	<70	<70

1)Install crash pads l1=1469mm 2)Install crash pads Wa=1359mm;



Display whole truck condition information via control instrument and multifunctional handle



▶ The multi-functional control instrument can display truck conditions, battery capacity, working time, travel speed and steering angle. When something goes wrong, the outer ring light of the instrument will turn to red from green, and the fault code will be displayed.

▶ pin code switch can set multiply start passwords, the ID card is also supported to start the truck.

▶ **USB charging port**
Double USB charging port power up more equipment.



▶ **German REMA multifunctional handle**
Reliable and ergonomically designed Rema handle, each button can be easily reached and controlled, which makes driving more comfortable.

Robust and durable structure, high power and efficient driving technology



▶ **Italian Zapi controller**
The Italian Zapi drive controller provides clients with reliable, flexible and high-performance control system solution.

▶ **German AC drive technology**
AC drive system performs perfectly thanks to the powerful Schabmueller maintenance free AC motor and Kordel gearbox imported from Germany, regardless of smooth or fast acceleration.



▶ German drive wheel tyre delivers much longer service life with high loading capacity and extraordinary abrasive resistance.

T50N

- Rated capacity: 5t
- Rated pulling capacity : 1000N
- Travel speed (laden/unladen): 7/12 km/h
- Drive unit: 2.6kW
- Standard 24V465Ah lead acid battery
- Wheels' number 1x+2/2 (x=driven wheels)

T30N

- Rated capacity: 3t
- Rated pulling capacity: 800N
- Travel speed (laden/unladen): 6/9 km/h
- Drive unit: 1.9kW
- Standard 24V375Ah lead acid battery
- Wheels' number 1x+2 (x=driven wheels)

T50N

