

# REACH STACKER

# SRSC45V4

## STANDARD FEATURES

- Safety features include LED work light package, alarm system, reverse camera, object detection system and a dry chemical fire suppression system
- Components from brands you know and trust including Cummins, Dana and Parker
- Powered Pile Slope
- Powered Sliding Cab

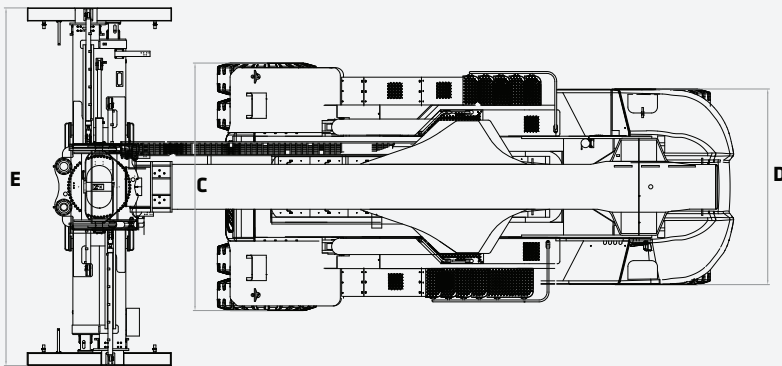
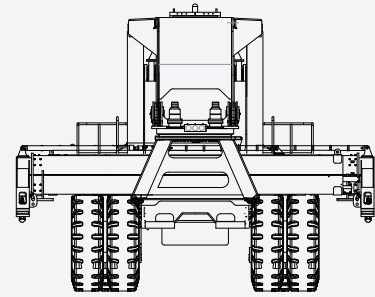
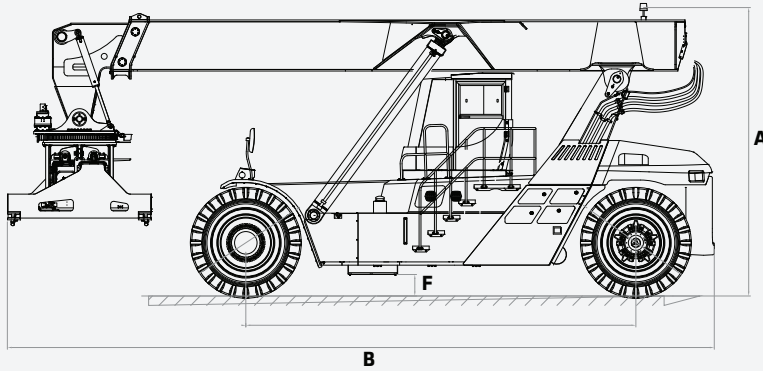
**99,200 lbs**  
Max. Load 1st Row

**33,100 lbs**  
Max. Load 3rd Row

**236"**  
Wheelbase

**594"**  
Max. Lift Height

## DIMENSIONS



DIMENSIONS			
Boom			
	Angle Min./Max.	0/60°	
A	Height Lowered	188"	4 775 mm
Under Spreader			
	Maximum Lift	594"	15 100 mm
	Minimum Height	47"	1 200 mm
Overall			
B	Length	446"	11 340 mm
C	Drive Tires Width	119"	3 033 mm
D	Steer Tires Width	110"	2 790 mm
Spreader Width			
E	Retracted	238"	6 053 mm
	Extended	479"	12 185 mm
F	Wheelbase Center Ground Clearance	14"	350 mm
Container Minimum Aisle Width			
	20'	445"	11 300 mm
	40'	535"	13 600 mm
	Outside Turning Radius	315"	8 000 mm

**PRODUCT SPECIFICATIONS  
REACH STACKER || SRSC45V4**



**STANDARD AND OPTIONAL EQUIPMENT**

s = standard / o = optional

SRSC45V	ENGINE
s	Cummins QSL9 Diesel Engine with 350HP
s	Tier 4 Final EPA Emissions Compliant
s	24V, 95A Alternator
s	High Intake, Long Life Air Filter w/ Safety Element
s	Automatic Fire Extinguisher
s	Drivetrain
s	Dana TE-30 Powershift Transmission
s	5 FWD & 3 REV Gears
s	D102 Planetary Kessler Drive Axle w/ Wet Brakes
s	18.00 x 25, 40 Ply Drive and Steer Tires for the SRSC45V4
HYDRAULICS & LOAD HANDLING	
s	Efficient Load Sensing Hydraulic System
s	Optimized Automatic Throttle Up During Lifting Operations
s	Spreader with Proportional Hydraulic System w/ Micro Control
s	Hydraulic Accumulator on Lift Circuit
s	SDJ450H 20'/40' Container Spreader for Single Stack 8'6" and 9'6" Containers
s	Spreader Equipped with Rotation and Powered Pile Slope
o	Wide Twist Lock Spreader for 8'6" and 9'6" Wide Containers
s	Spreader Twist Lock Indicator Lights
CABIN	
s	Enclosed High Visibility Cabin
s	Hydraulically Powered Sliding Cabin
s	Mechanical Full Suspension Cloth Seat (Grammer)
o	Air Ride, Full Suspension Cloth Seat (Grammer)
s	Stair Wells Leading to Both Sides of Cabin
s	Ergonomic Multi-Function Joy Stick
s	Intuitive Display Panel
s	Steering Wheel w/ Spinner Knob
s	24V to 12V DC/DC Converter
s	Rubber Floor Mat
s	Operator Presence and Restraint System
s	Rubber Mount Isolators to Reduce Cabin Vibrations
s	Automatic Climate Control with A/C and Heat

STANDARD AND OPTIONAL EQUIPMENT

s = standard / o = optional

SRSC45V4	CABIN (CONTINUED)
<b>o</b>	Reverse Camera w/ 7" Display
<b>s</b>	Object Detection Sensor up to 10' in Reverse Direction
<b>o</b>	Object Detection Sensor up to 16' in Reverse Direction
<b>s</b>	Telescoping and Tilting Steering Column
<b>s</b>	Front, Top and Rear Wipers
<b>s</b>	Recirculation Fan
<b>s</b>	Top Sun Shade
<b>o</b>	Training Seat
<b>o</b>	Additional Hour Meter (Located in Dash)
<b>o</b>	Reading Light
<b>o</b>	12V - 10A Power Supply
<b>o</b>	Radio System (Includes Radio, Speakers and Antenna)
<b>o</b>	Auxiliary Equipment Mounting Shelf
ACCESSORIES	
<b>s</b>	Automatic Greasing Systems for Spreader and Truck
<b>s</b>	Locking Fuel Cap
<b>o</b>	Cold Climate System: For Temperatures Down to -22°F
<b>o</b>	Empty Seat Shut Down (Factory Preset is 15 Minutes)
<b>s</b>	Lockable Battery Disconnect
<b>s</b>	Operator, Service and Parts Manuals (English)
<b>s</b>	Electric Horn
<b>s</b>	Wide Angle Mirrors
<b>o</b>	Twist Lock Counter
<b>s</b>	6 Front Fender Mounted LED Lights
<b>s</b>	4 Forward Facing Boom LED Work Lights
<b>s</b>	2 Rear Boom Mounted LED Lights
<b>s</b>	2 Side Boom LED Lights
<b>s</b>	2 Spreader Mounted LED Lights
<b>s</b>	Indicator and Hazard Lights
<b>s</b>	Rotating Amber Beacon on Boom
<b>o</b>	Additional LED Lights

# PRODUCT SPECIFICATIONS REACH STACKER || SRSC45V4

WORKING RANGE

SPECIFICATIONS		
GENERAL		
Rated Load Capacity		
1 <sup>st</sup> Row	99,200 lbs	45 000 kg
2 <sup>nd</sup> Row	68,200 lbs	31 000 kg
3 <sup>rd</sup> Row	33,100 lbs	15 000 kg
Wheelbase	236"	6 000 mm
Hydraulic Tank Capacity		
Main	172 gal	650 l
Brake	52 gal	195 l
Fuel Tank Capacity	172 gal	650 l
WEIGHTS		
Total Truck Weight w/o Load	158,730 lbs	72 000 kg
Axle Loading with Load		
Front	222,430 lbs	101 105 kg
Rear	34,870 lbs	15 850 kg
Axle Loading without Load		
Front	77,900 lbs	35 410 kg
Rear	80,500 lbs	36 590 kg
WHEELS		
Tire Type	Pneumatic	
Tire Size		
Drive	18.00 x 25 40PR	
Steer	18.00 x 25 40PR	

LIFTING PERFORMANCE

PERFORMANCE		
SPEED		
Travel		
With Load	13 mph	21 km/h
Without Load	15 mph	25 km/h
Lifting		
With Load	43 ft/min	0.25 m/s
Without Load	82 ft/min	0.42 m/s
Lowering		
With Load	59 ft/min	0.30 m/s
Without Load	70 ft/min	0.36 m/s
GRADEABILITY @ 1 MPH (1.6 KM/H)		
With Load	32%	

\* All imperial numbers have been rounded to the nearest whole number.  
Ratings are based on ISO 10567:2007. Lift capacity does not exceed 75% of tipping load with the machine on firm, level ground or 87% of hydraulic lifting capacity.

POWERTRAIN		
ENGINE		
Type	Cummins QSL9 T4F	
Output		
Rated	350 hp	261 kW
Governed Speed	2,100 rpm	
Number of Cylinders	6	
Displacement	9 l	
Maximum Engine Torque	1,200 ft-lb	1 626 N-m
Turbocharger	Water-cooled Variable Geometry	
Alternator	24V	95A
Drive Axle	Kessler D102	
TRANSMISSION		
Model Number	Dana TE30	
Forward	5	
Reverse	3	
BATTERY		
Capacity	2 x 12 V 165 Ah CCA	
BRAKES		
Service	Wet Disc	
Parking	Dry Disc	
TANK CAPACITY		
DEF	5 gal	19 l

In the interest of continual equipment development, SANY Canada Ltd. reserves the right to change these specifications at any time without prior notification.



**MONTREAL (Head office)**  
19151 A, Cruickshank Avenue  
Baie-D'Urfé (Québec) H9X 3N9

Phone: 418 694-4223  
Toll free: 1 866 421-4223  
[info@elevex.ca](mailto:info@elevex.ca)



**QUEBEC**  
1279, Paul-Émile Giroux St. Suite 200  
Québec (Québec) G1C 0K9

**SAGUENAY**  
2305, Alexis-Le-Trotteur St.  
Jonquière (Québec) G7X 9H8



[elevex.ca](http://elevex.ca)