35/40/45/50L-9

8,000 / 11,000 lbs capacities

LP · Pneumatic Tire

HYUNDAI
MATERIAL HANDLING
NO ONE DELIVERS MORE

ELEVEX™
Material Handling Solutions

MORE DURABILITY
MORE DEPENDABILITY
ALL TO HELP YOU EARN MORE PROFITS IN YOUR BUSINESS.

Get more of what you're looking for:
THE L-9 SERIES FROM HYUNDAI

When it comes to delivering outstanding power with greater efficiency and economy, the L-9 Series stands alone. It starts with a powerful, efficient, proven Kubota engine matched to a rugged Hyundai transmission. The result is superior performance with fast travel speeds to deliver unmatched productivity. Add in advanced, innovative features like its LCD cluster, and you have the tools you need to save time and money shift after shift in even the most challenging work environments.

From greater operator comfort to simplified servicing to reduced emissions, the L-9 Series from Hyundai can make a powerful and positive impact on your business.

ECO-FRIENDLY KUBOTA ENGINE

This powerful, efficient engine delivers loads of torque throughout the RPM range and meets EPA, CARB and Euro Stage V emissions standards—the highest in the world. It also brings you outstanding fuel economy and significant performance advantages:

- Reduced engine noise to lessen operator fatigue
- Fast travel speeds and drawbar pull
- Ease of service thanks to its compact design

MULTIFUNCTION LCD CLUSTER

For enhanced equipment management this advanced digital system clearly displays essential operational information. It consolidates important data in real-time, and includes onboard diagnostics, maintenance tracking, data logging, safety features, and more:

- Low fuel alarm and lamp to prevent unintended shutdowns
- Load weight indicator with audible/visual overload alarms
- Speed, direction, and operating hours are highlighted

GENUINE HYUNDAI TRANSMISSION

Specifically matched with the Kubota engine and a rugged drive axle, this smooth and durable transmission delivers more power with greater efficiency and includes an auto shifting system to reduce wear. It also has a Direction Change Shock Relief (DCSR) system for maximum vehicle control and safety.



WET DISC BRAKES

This fully enclosed brake system offers better, more consistent braking, smoother response, and longer component life. With its increased drive axle oil capacity, it delivers rapid cooling of heat generated from braking for longer service life. It's also virtually maintenance-free to cut your costs and downtime.

EASY SERVICE ACCESS

The L-9 Series is designed to make quick work out of maintenance and servicing. It features a large workspace, accessed through an easy-lifting cover, with the powertrain and major functional parts easily reachable. Downtime is cut even further with features like a water- and dust-resistant fuse and relay box.

GRAMMER™ SEAT

Full suspension seat adjusts to the operator's weight and includes adjustable armrests and lumbar support to reduce fatigue.

HIGH VISIBILITY MAST

The design of the L-9 Series provides operators with a better, wider view of their surroundings for greater safety.

The L-9 Series brings you even more advantages.

- Comprehensive Operator Presence Safety System (OPSS) requires the operator to be present, in the seat, to have the use of the travel and hydraulic functions
- Ergonomic pedal layout includes hanging-type pedals for precise maneuvering, accelerating, and braking with improved handling and reduced fatigue
- Maintenance management alerts are displayed on the cluster before possible failure occurs
- Optional deluxe cabin can include air conditioning and heater
- Optional auto tilt ensures the mast is properly positioned to engage loads, reducing product damage
- Adjustable tilt steering column offers more precise control and reduces stress on the operator
- Auto parking brake applies the parking brake and initiates an audible and visual alarm to remind the operator to engage the brake should they leave the unit
- LED lighting includes headlamps, rear work lamps, and combination lamps for longer life and greater visibility
- Speed limiting function allows you to set a maximum vehicle speed to safeguard the equipment, operator and load
- Down safety valve prevents forks from dropping in the event of damage to the hydraulic line
- Rear tire and undercarriage cover help prevent contaminating substances from entering the engine compartment

Dimensions

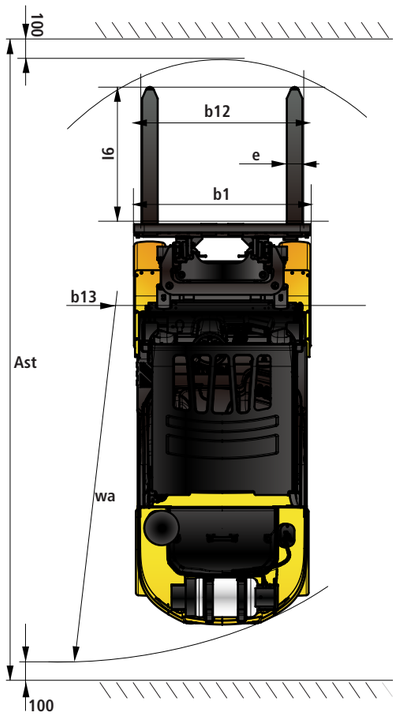

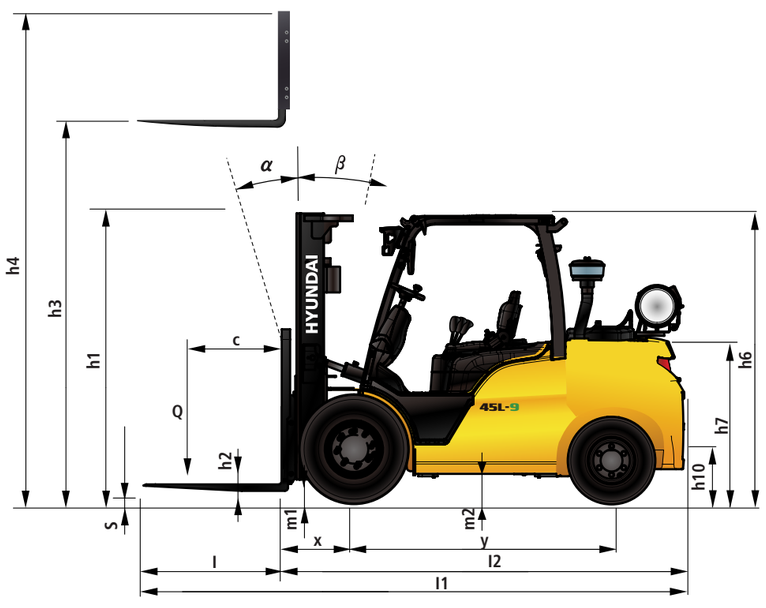

Specifications

Identification							
1.1	Manufacturer			Hyundai			
1.2	Manufacturer's Model Designation			35L-9	40L-9	45L-9	50L-9
1.3	Drive: Electric (Battery or Mains), Diesel, Petrol, Fuel Gas, Manual			LP	LP	LP	LP
1.4	Type of Operation: Hand, Pedestrian, Standing, Seated, Order-Picker			Seated	Seated	Seated	Seated
1.5	Load Capacity / Rated Load	Q	lbs	8,000	9,000	10,000	11.000
1.6	Load Center Distance	C	in	24	24	24	24
1.8	Load Distance, Center of Drive Axle To Fork	X	in	22	22	22	22.6
1.9	Wheelbase	y	in	78.7	78.7	82.6	82.6
Weights							
2.1	Service Weight		lbs	12,789	13,995	14,746	15,560
2.2	Axle Loading, Loaded Front / Rear		lbs	17,978 / 2,526	19,978/2,835	21,817/2,851	23,585/2,998
2.3	Axle Loading, Unloaded Front / Rear		lbs	5,787 / 7,002	6,045/7,950	6,418/8,332	6,389/9,172
Wheels, Chassis							
3.1	Tires ; Pneumatic(P), Solid(S), Non-marking(N)			P	P	P	P
3.2	Tires Size, Front (ø x width)			8.25 x 15 x14PR	7.50-16-12PR	7.50-16-12PR	7.50-16-12PR
3.3	Tires Size, Rear (ø x width)			7 x 12 x 14PR	7.00-12-14PR	7.00-12-14PR	7.00-12-14PR
3.4	Number of Wheels Front / Rear (x=driven wheels)			2x / 2	4x2	4x2	4x2
3.5	Tires Width, Front		in	44.6	50.5	50.5	50.5
	Tires Width, Rear		in	44.9	44.9	44.9	44.9
Basic Dimensions							
4.1	Mast / Fork Carriage Tilt Forward / Backward (/)		degrees	8 / 10	8/10	8/10	8/10
4.2	Lowered Mast Height	H1	in	88	86.6	86.6	86.6
4.3	Free Lift	H2	in	4.73	4.73	4.73	4.73
4.4	Lift Height	H3	in	118.9	118.9	118.9	115.4
4.5	Extended Mast Height	H4	in	116.7	116.7	116.7	163.3
4.7	Overhead Guard Height (Cabin)	H5	in	87 (92)	87(92)	87(92)	87(92)
4.8	Seat Height / Standing Height Rel. to SIP	H7	in	42	42	42	42
4.12	Coupling Height	H10	in	14.7	14.7	14.3	14.2
4.19	Overall Length	l1	in	164.6	166.7	175.4	177.2
4.20	Length to Face of Forks	l2	in	122.5	124.6	129.3	131.8
4.21	Overall Width	B1	in	54	68.5	68.5	68.5
4.22	Fork Dimensions (hook type)	l / w / h	in	1.97 x 4.8 x 42	1.97 x 5.9 x 42	1.97 x 5.9 x 48	2.36 x 5.9 x 47
4.23	Fork Carriage Iso 2328, Class / Type A,B	b2	in	III / A	III / A	III / A	III / A
4.24	Fork-Carriage Width	m1	in	51	63	63	63
4.31	Ground Clearance, Loaded, Under Mast	m2	in	6.7	6.1	6.1	6.1
4.32	Ground Clearance, Centre Of Wheelbase	m2	in	8.5	8	8	7.9
4.33	Aisle Width for Pallets, 39.3 x 47.3 Crossways (L x W)	Ast	in	182.2	184.1	187.8	190
4.34	Aisle Width for Pallets, 31.5 x 47.3 Lengthways (W x L)	Ast	in	190	192	195.7	197.9
4.34	Turning Radius	Wa	in	112.9	114.8	118.5	120.2
4.35	Smallest Pivot Point Distance	b13	in	39.7	39.7	1,054	1,054
4.36	Smallest Pivot Point Distance	b13	in	28	29	29	
Performance Data							
5.1	Travel Speed, Unloaded		mph	19.1	18.6	18.5	18.4
5.2	Lift Speed, Loaded / Unloaded		fpm	1.67 / 1.81	1.67/1.74	1.67/1.74	1.44/1.51
5.3	Lowering Speed, Loaded / Unloaded		fpm	1.81/1.81	1.81/1.81	1.81/1.81	1.81/1.64
5.5	Drawbar Pull, Loaded		lbs		-	-	-
5.6	Max. Drawbar Pull, Loaded / Unloaded		lbs	8512	8492	8516	8529
5.7	Gradient Performance, Loaded		%	-	-	-	-
5.8	Max Gradeability, Loaded / Unloaded		sec	40.2	35.5	32.6	30.1
5.10	Service Brake			Hydraulic	Hydraulic	Hydraulic	Hydraulic
Engine							
6.1	Engine Manufacturer / Type			KUBOTA / WG3800	KUBOTA / WG3800	KUBOTA / WG3800	KUBOTA / WG3800
6.2	Engine Power Acc. to ISO 1585		hp / rpm	85	85	85	85
6.3	Maximum Torque		lbf / rpm	2,450	2,450	2,450	2,450
6.4	No. of Cylinder / Cubic Capacity		EA / cc	4/3769	4/3769	4/3769	4/3769
6.5	Fuel Consumption Acc. to VDI Cycle		gal / h	2.45	2.64	2.82	3.01
Other Details							
8.1	Type of Drive Control			Power shift 2/1	Power shift 2/1	Power shift 2/1	Power shift 2/1
8.2	Operating Pressure, System / Attachments		psi	140(190)	140(190)	140(190)	140(190)
8.3	Oil Volume (hydraulic)		gpm	60	60	60	60
8.4	Sound Pressure Level at Driver's Ear According to DIN 12053		dB (A)	99.1	99.1	99.1	99.1

35L-9

Mast Type		Maximum Fork Height	Overall Height (Lowered)		Free Lift Height		Tilt Angle		Load Capacity w/o side shift		Load Capacity w/ side shift		Truck Weight (unloaded)	
									Single Tire	Double Tire	Single Tire	Double Tire		
			Single Tire	Double Tire	w/ Load Backrest	w/o Load Backrest	Fwd	Bwd	24 in LC	24 in LC	24 in LC	24 in LC	Single Tire	Double Tire
		in	in	in	in	in	deg	deg	lbs	lbs	lbs	lbs	lbs	lbs
2-STAGE LIMITED FREE LIFT	V270	107.1	82.1	81.5	4.7	4.7	8	10	8,000	8,000	8,000	8,000	12,760	13,100
	*V300	118.9	88.0	87.4	4.7	4.7	8	10	8,000	8,000	8,000	8,000	12,826	13,167
	V330	130.7	93.9	93.3	4.7	4.7	8	10	8,000	8,000	8,000	8,000	12,909	13,250
	V350	138.6	99.8	99.2	4.7	4.7	8	10	8,000	8,000	8,000	8,000	12,960	13,301
	V370	146.5	103.7	103.1	4.7	4.7	8	10	8,000	8,000	8,000	8,000	13,004	13,345
	V400	158.3	112.0	111.4	4.7	4.7	8	10	8,000	8,000	7,480	7,590	13,098	13,439
	V430	170.1	117.9	117.3	4.7	4.7	8	10	8,000	8,000	7,370	7,480	13,223	13,563
	V450	178.0	121.9	121.3	4.7	4.7	8	6	8,000	8,000	7,260	7,370	13,347	13,687
	V500	197.6	131.7	131.1	4.7	4.7	8	6	7,480	8,000	7,040	7,150	13,459	13,799
2-STAGE FULL FREE LIFT	VF280	110.4	84.1	83.5	36.7	49.5	8	8	8,000	8,000	8,000	8,000	12,851	13,185
	VF300	118.3	88.0	87.4	40.6	53.5	8	8	8,000	8,000	8,000	8,000	12,908	13,242
	VF315	124.2	91.5	90.9	44.1	57.0	8	8	8,000	8,000	8,000	8,000	12,951	13,285
3-STAGE FULL FREE LIFT	TF/TS370	146.9	80.1	79.5	32.4	45.2	8	8	8,000	8,000	7,370	7,590	13,326	13,667
	TF/TS400	158.7	84.1	83.5	36.3	49.2	8	8	8,000	8,000	7,260	7,480	13,392	13,733
	TF/TS430	170.5	88.0	87.4	40.2	53.1	8	8	8,000	8,000	7,150	7,370	13,461	13,801
	TF/TS450	177.6	90.4	89.8	42.6	55.5	8	8	8,000	8,000	7,040	7,260	13,502	13,843
	TF/TS470	185.8	93.9	93.3	46.1	59.0	8	8	7,480	8,000	6,930	7,150	13,583	13,923
	TF/TS500	197.6	97.8	97.2	50.1	63.0	8	6	7,260	7,480	6,820	7,040	13,634	13,974
	TF/TS550	217.3	104.9	104.3	57.2	70.0	8	6	7,040	7,260	6,270	6,820	13,768	14,109
	TF/TS600	237.4	112.0	111.4	64.3	77.1	8	6	6,820	7,040	5,390	6,600	13,919	14,259
	TF/TS650	257.5	119.1	118.5	71.3	84.2	8	6	6,600	6,600	5,170	6,380	14,011	14,351

40L-9

Mast Type		Maximum Fork Height	Overall Height (Lowered)		Free Lift Height		Tilt Angle		Load Capacity w/o side shift		Load Capacity w/ side shift		Truck Weight (unloaded)	
									Single Tire	Double Tire	Single Tire	Double Tire		
			Single Tire	Double Tire	w/ Load Backrest	w/o Load Backrest	Fwd	Bwd	24 in LC	24 in LC	24 in LC	24 in LC	Single Tire	Double Tire
		in	in	in	in	in	deg	deg	lbs	lbs	lbs	lbs	lbs	lbs
2-STAGE LIMITED FREE LIFT	V270	107.1	82.1	81.5	4.7	4.7	8	10	9,000	9,000	9,000	9,000	13,711	13,977
	*V300	118.9	88.0	87.4	4.7	4.7	8	10	9,000	9,000	9,000	9,000	13,778	14,043
	V330	130.7	93.9	93.3	4.7	4.7	8	10	9,000	9,000	9,000	9,000	13,861	14,126
	V350	138.6	99.8	99.2	4.7	4.7	8	10	9,000	9,000	9,000	9,000	13,912	14,177
	V370	146.5	103.7	103.1	4.7	4.7	8	10	9,000	9,000	8,888	8,888	13,956	14,222
	V400	158.3	112.0	111.4	4.7	4.7	8	10	9,000	9,000	8,775	8,775	14,050	14,315
	V430	170.1	117.9	117.3	4.7	4.7	8	10	9,000	9,000	8,663	8,663	14,174	14,440
	V450	178.0	121.9	121.3	4.7	4.7	8	6	9,000	9,000	8,550	8,550	14,298	14,564
	V500	197.6	131.7	131.1	4.7	4.7	8	6	8,775	9,000	8,325	8,325	14,410	14,676
2-STAGE FULL FREE LIFT	VF280	110.4	84.1	83.5	36.1	48.9	8	8	9,000	9,000	9,000	9,000	13,724	14,060
	VF300	118.3	88.0	87.4	40.0	52.9	8	8	9,000	9,000	9,000	9,000	13,782	14,117
	VF315	124.2	91.5	90.9	43.5	56.4	8	8	9,000	9,000	9,000	9,000	13,824	14,160
3-STAGE FULL FREE LIFT	TF/TS370	146.9	80.1	79.5	31.8	44.6	8	8	9,000	9,000	8,775	8,888	14,278	14,543
	TF/TS400	158.7	84.1	83.5	35.7	48.6	8	8	9,000	9,000	8,663	8,663	14,343	14,609
	TF/TS430	170.5	88.0	87.4	39.6	52.5	8	8	9,000	9,000	8,550	8,550	14,412	14,678
	TF/TS450	177.6	90.4	89.8	42.0	54.9	8	8	9,000	9,000	8,550	8,550	14,454	14,719
	TF/TS470	185.8	93.9	93.3	45.6	58.4	8	8	9,000	9,000	8,325	8,438	14,534	14,800
	TF/TS500	197.6	97.8	97.2	49.5	62.4	8	6	8,775	8,775	8,100	8,213	14,585	14,851
	TF/TS550	217.3	104.9	104.3	56.6	69.4	8	6	8,325	8,550	7,370	7,700	14,720	14,985
	TF/TS600	237.4	112.0	111.4	63.7	76.5	8	6	7,920	7,920	6,490	7,480	14,870	15,136
	TF/TS650	257.5	119.1	118.5	70.7	83.6	8	6	7,700	7,700	6,270	7,260	14,962	15,228

45L-9

Mast Type		Maximum Fork Height	Overall Height (Lowered)		Free Lift Height		Tilt Angle		Load Capacity w/o side shift		Load Capacity w/ side shift		Truck Weight (unloaded)	
									Single Tire	Double Tire	Single Tire	Double Tire		
			Single Tire	Double Tire	w/ Load Backrest	w/o Load Backrest	Fwd	Bwd	24 in LC	24 in LC	24 in LC	24 in LC	Single Tire	Double Tire
		in	in	in	in	in	deg	deg	lbs	lbs	lbs	lbs	lbs	lbs
2-STAGE LIMITED FREE LIFT	V270	107.1	82.1	81.5	4.7	4.7	8	10	10,000	10,000	10,000	10,000	14,459	14,738
	*V300	118.9	88.0	87.4	4.7	4.7	8	10	10,000	10,000	10,000	10,000	14,526	14,805
	V330	130.7	93.9	93.3	4.7	4.7	8	10	10,000	10,000	10,000	10,000	14,609	14,888
	V350	138.6	99.8	99.2	4.7	4.7	8	10	10,000	10,000	10,000	10,000	14,660	14,939
	V370	146.5	103.7	103.1	4.7	4.7	8	10	10,000	10,000	9,680	9,680	14,704	14,983
	V400	158.3	112.0	111.4	4.7	4.7	8	10	10,000	10,000	9,570	9,570	14,798	15,077
	V430	170.1	115.9	117.3	4.7	4.7	8	10	10,000	10,000	9,460	9,460	14,922	15,201
	V450	178.0	121.9	121.3	4.7	4.7	8	6	10,000	10,000	9,240	9,240	15,046	15,325
	V500	197.6	131.7	131.1	4.7	4.7	8	6	9,680	9,680	8,910	8,910	15,158	15,437
2-STAGE FULL FREE LIFT	VF280	110.4	84.1	83.5	33.6	56.8	8	8	10,000	10,000	10,000	10,000	1,4539	14,818
	VF300	118.3	88.0	87.4	37.5	60.7	8	8	10,000	10,000	10,000	10,000	14,596	14,875
	VF315	124.2	91.5	90.9	41.1	63.1	8	8	10,000	10,000	10,000	10,000	14,639	14,918
3-STAGE FULL FREE LIFT	TF/TS370	146.9	80.1	79.5	31.3	43.9	8	8	10,000	10,000	9,570	9,570	15,026	15,310
	TF/TS400	158.7	84.1	83.5	35.3	47.8	8	8	10,000	10,000	9,460	9,460	15,092	15,376
	TF/TS430	170.5	88.0	87.4	39.2	51.7	8	8	10,000	10,000	9,240	9,240	15,161	15,445
	TF/TS450	177.6	90.4	89.8	41.6	54.1	8	8	10,000	10,000	9,130	9,130	15,202	15,486
	TF/TS470	185.8	93.9	93.3	45.1	58.4	8	8	9,680	9,680	9,020	9,020	15,283	15,567
	TF/TS500	197.6	97.8	97.2	49.1	61.6	8	6	9,460	9,460	8,800	8,800	15,333	15,618
	TF/TS550	217.3	104.9	104.3	56.1	68.7	8	6	9,240	9,240	8,470	8,470	15,468	15,753
	TF/TS600	237.4	112.0	111.4	63.2	75.7	8	6	8,800	8,800	7,150	8,250	15,619	15,903
	TF/TS650	257.5	119.1	118.5	70.3	82.8	8	6	8,580	8,580	6,930	8,030	15,711	15,995

50L-9

Mast Type		Maximum Fork Height	Overall Height (Lowered)		Free Lift Height		Tilt Angle		Load Capacity w/o side shift		Load Capacity w/ side shift		Truck Weight (unloaded)	
									Single Tire	Double Tire	Single Tire	Double Tire		
			Single Tire	Double Tire	w/ Load Backrest	w/o Load Backrest	Fwd	Bwd	24 in LC	24 in LC	24 in LC	24 in LC	Single Tire	Double Tire
		in	in	in	in	in	deg	deg	lbs	lbs	lbs	lbs	lbs	lbs
2-STAGE LIMITED FREE LIFT	V260	103.5	82.1	81.5	4.7	4.7	8	10	11,000	11,000	11,000	11,000	15,326	15,521
	*V290	115.4	88.0	87.4	4.7	4.7	8	10	11,000	11,000	11,000	11,000	15,494	15,689
	V320	127.2	93.9	93.3	4.7	4.7	8	10	11,000	11,000	11,000	11,000	15,437	15,632
	V340	135.0	99.8	99.2	4.7	4.7	8	10	11,000	11,000	10,890	10,890	15,491	15,687
	V360	142.9	103.7	103.1	4.7	4.7	8	10	11,000	11,000	10,780	10,780	15,528	15,723
	V390	154.7	112.0	111.4	4.7	4.7	8	10	11,000	11,000	10,560	10,560	15,606	15,801
	V440	174.4	121.9	121.3	4.7	4.7	8	6	10,780	11,000	10,230	10,230	15,834	16,029
	V490	194.1	131.7	131.1	4.7	4.7	8	6	10,560	10,780	9,900	9900,	15,927	16,122
	VF270	106.4	84.1	83.5	35.6	48.1	8	8	11,000	11,000	10,340	11,000	15,457	15,644
2-STAGE FULL FREE LIFT	VF290	114.3	88.0	87.4	39.6	52.1	8	8	11,000	11,000	10,230	11,000	15,512	15,699
	VF305	120.2	91.5	90.9	43.1	55.6	8	8	11,000	11,000	10,010	11,000	15,552	15,738
	TF/TS360	144.6	80.1	79.5	31.8	42.3	8	8	11,000	11,000	10,340	10560	15,863	16,032
3-STAGE FULL FREE LIFT	TF/TS390	156.4	84.1	83.5	35.7	46.2	8	8	11,000	11,000	10,230	10,340	15,921	16,089
	TF/TS420	168.2	88.0	87.4	39.6	50.2	8	8	10,780	11,000	10,010	10,120	15,976	16,144
	TF/TS440	175.3	90.4	89.8	42.0	52.5	8	8	10,560	11,000	9,900	10,010	16,012	16,180
	TF/TS460	183.5	93.9	93.3	45.5	56.1	8	8	10,340	10,780	9,790	9,900	16,064	16,232
	TF/TS490	195.4	97.8	97.2	49.5	60.0	8	6	10,120	10,560	9,570	9,790	16,119	16,288
	TF/TS540	215.0	104.9	104.3	56.6	67.1	8	6	9,900	10,340	9,350	9,460	16,234	16,403
	TF/TS590	235.1	112.0	111.4	63.6	74.2	8	6	9,680	10,120	9,020	9,240	16,322	16,491
	TF/TS640	255.2	119.1	118.5	70.7	81.3	8	6	9,460	9,900	8,800	9,020	16,414	16,583
	TF/TS650	257.5	119.1	118.5	70.7	83.6	8	6	7,700	7,700	6,270	7,260	14,962	15,228

Load Capacity

35L-9	40L-9

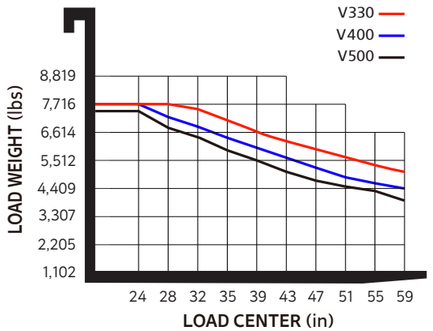

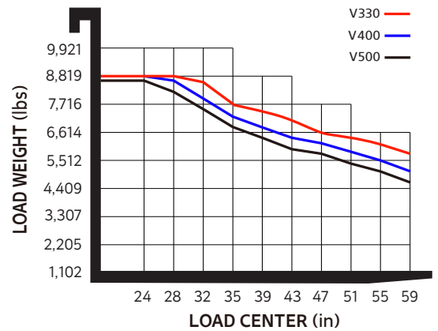

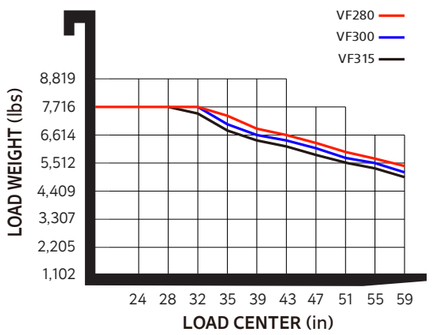

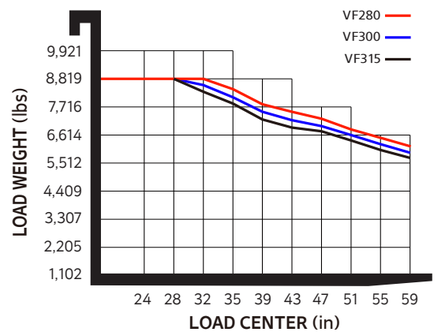

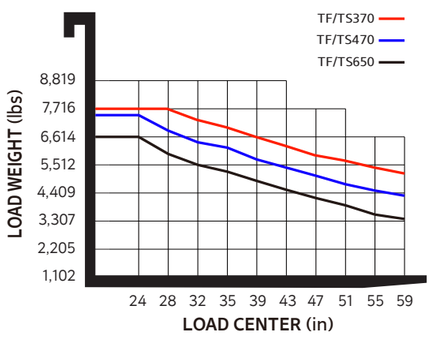

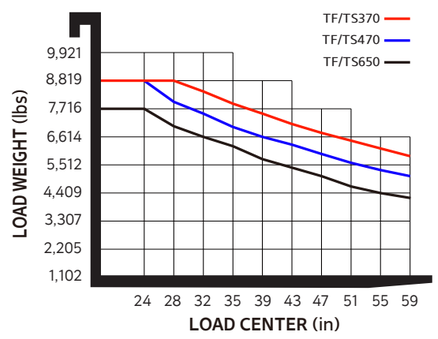

Load Capacity

45L-9	50L-9

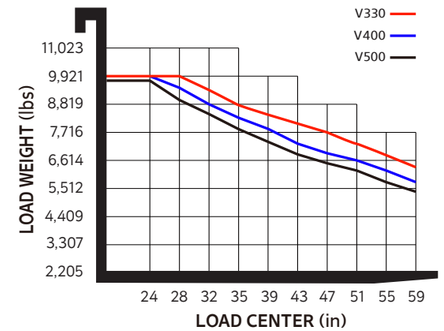

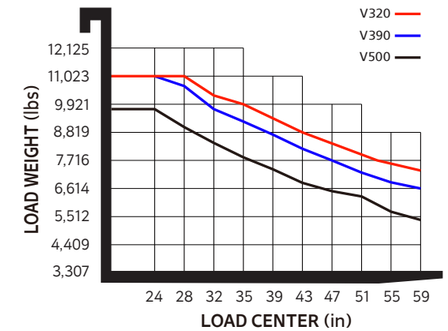

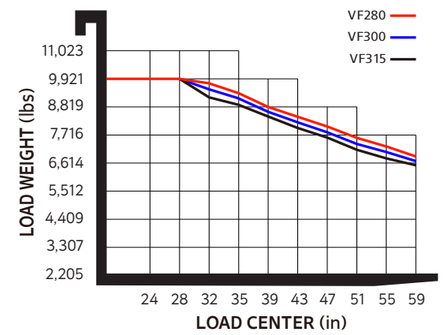

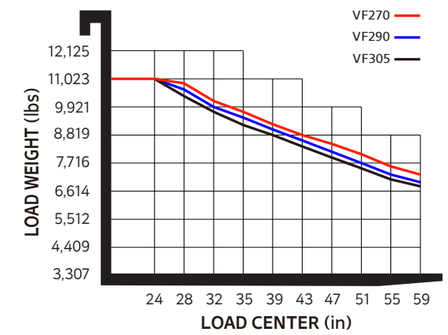

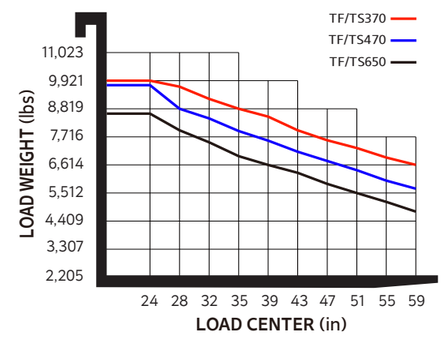

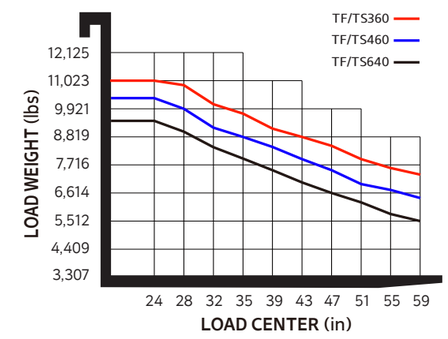

Standard & Optional Features

		Details	35L-9	40L-9	45L-9	50L-9
OPERATOR'S COMPARTMENT	OHG	Overhead Guard *35L-9 : 87.4in, 40/45/50L-9 : 87in	●	●	●	●
		High Overhead Guard *35L-9 : 92.5in, 40/45/50L-9 : 92in	○	○	○	○
		Overhead Guard & Rain cover *35L-9 : 87.8in, 40/45/50L-9 : 87.4in	○	○	○	○
		High Overhead Guard & Rain cover *35L-9 : 92.9in, 40/45/50L-9 : 92.5in	○	○	○	○
	Cabin	Cabin Options - One door, Two door	○	○	○	○
		Cabin accessories - Front glass with Wiper, Rear glass & Top Rain Cover	○	○	○	○
	A/C	Air Conditioner and/or Heater	○	○	○	○
	Seat	Full Suspension Synthetic Leather Seat + Orange Belt, Arm Rest, Seat Switch	●	●	●	●
		Seat Options - Non Suspension Seat	○	○	○	○
		Seat accessories - HighBack Rest, Seat Switch, Seat Belt Switch, Heat	○	○	○	○
	Lever	Lever - General	●	●	●	●
	Other	Radio & USB	○	○	○	○
		Rear Horn	●	●	●	●
		Extinguisher	○	○	○	○
MAST & ATTACHMENT	Mast	3 Stage mast - 185in Single full free (TF)	●	●	●	●
		2 Stage mast - Standard (V), Single full free (VF)	○	○	○	○
		3 Stage mast - Single full free (TF), Dual full free (TS)	○	○	○	○
	Fork	48in Fork (47.2in for 50L-9)	●	●	●	●
		Fork Options - 42in~90.5in	○	○	○	○
	Carriage	Carriage - Narrow (51.2in/Hook)	●	●	●	●
		Carriage Options	—	—	—	—
		- Wide (63in/Hook)	○	○	○	○
		- Special (57.5in/Shaft)	○	○	○	○
	Attachment	Side Shift (Shaft - Integral type)	○	○	○	○
		Side Shift (Hook type) - Hyundai, Cascade	○	○	○	○
		Fork Positioner - Independent, Synchronized	○	○	○	○
		Cascade Fork Side Shift & Positioner - Independent (Hook type)	○	○	○	○

		Details	35L-9	40L-9	45L-9	50L-9
HYDRAULIC	MCV & Hoses	4 Spool MCV + attached piping for TF470 mast	●	●	●	●
		MCV Options - 3 Spool	○	○	○	○
		MCV Options - 5 Spool	○	○	○	○
		Attached Piping for All MCVs & Masts	○	○	○	○
TIRE	Tires	Solid tires	●	●	●	●
		Tire Options	—	—	—	—
		- Pneumatic	○	○	○	○
		- Non Marking	○	○	○	○
		- Front Pneumatic + Rear Solid	○	○	○	○
		- Front Solid + Rear Pneumatic	○	○	○	○
		- Pneumatic Double (15" wheel rim)	○	○	○	○
		- Solid Double (15" wheel rim)	○	○	○	○
VISIBILITY	Lamp	Working Lamp - Front LED	●	●	●	●
		Working Lamp Options - Front LED, Rear LED, Front Bulb, Rear Bulb	○	○	○	○
		Rear Blue Spot	○	○	○	○
		LED Beacon Lamp	○	○	○	○
	Mirror	Mirror - L/H & R/H Back Mirror & Panorama Mirror	●	●	●	●
		Mirror Options - Panorama Mirror only, Outside Mirror & Panorama Mirror	○	○	○	○
	Camera	Rear Camera only	○	○	○	○
CONVENIENCE	—	Knob-Switch with Direction & Horn	○	○	○	○
		Auto Tilt	○	○	○	○
		Load Sensor	●	●	●	●
SAFETY	—	OPSS - Travel & Mast	●	●	●	●
		Master Switch (to cut off electricity from battery)	●	●	●	●
		Hazard Switch	○	○	○	○
OTHERS	—	Plastic Side Cover	●	●	●	●
		Under Cover	○	○	○	○
		Oil-VG46	●	●	●	●
		Oil Options - VG68 for Tropical, VG15 & VG32 for Cold Area	○	○	○	○
		Accumulator	○	○	○	○

● STD / ○ OPT

HI-MATE MANAGEMENT SYSTEM

Hi-Mate is one of the industry's most advanced remote management system. With continuous data collection, Hi-Mate delivers more communication, control, and ability to track, monitor, maintain, and manage your forklift fleet. It is the proven way to efficiently coordinate both your equipment and human resources.

ONLY HYUNDAI OFFERS YOU SUCH A COMPREHENSIVE, FULLY INTEGRATED TELEMATICS SYSTEM.

Hi-Mate works by collecting key data from sensors mounted to your equipment that track operation of the forklift, relaying that information to your computer or mobile device in real time. By monitoring key components, such as the engine, electric system, and hydraulics, Hi-Mate can help you evaluate machine and operator performance, create preventive maintenance programs, and help you minimize downtime as you maximize productivity.

Equipment operation management

Real-time monitoring and follow-up management of individual pieces of equipment or equipment fleet deliver essential operational status and information, including:

- Key-on time, travel hours, work hours, and GPS location

Equipment status management

Vital diagnostic and maintenance data is relayed as alerts, while Hi-Mate Premium provides tracking of pre-shift checklists to help reduce downtime and ensure OSHA compliance:

- Alerts are sent for DTCs, system warning, and required maintenance

Safe traveling control

An impact monitor provides alerts, accountability, and follow-up management of safety incidents involving equipment during operation:

- The system logs the number and severity of impacts as well as the operator who was logged into the unit at the time of the incident

Human resource management

Hi-Mate Premium can control who operates equipment via a pin pad and RFID reader:

- Provided information can be used to evaluate productivity, efficiency, and workforce safety
- Tracking the weight load indicator captures operator productivity

Data Flow

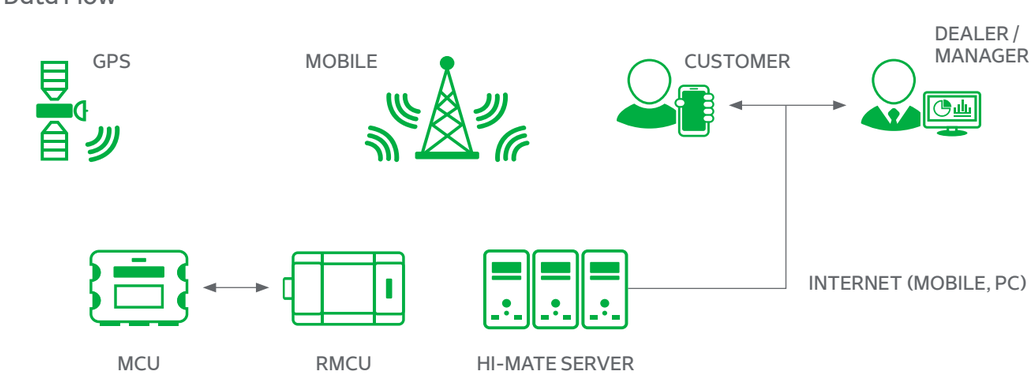

THE L-9 SERIES COMES WITH OUR BEST-IN-CLASS WARRANTY

When you build better equipment, you can back them better. That's why Hyundai forklifts come with a 3-year, 4,000-hour warranty that sets a new standard for overall lowest cost of ownership.

ELEVEX™ Material Handling Solutions

MONTREAL (Head office)
19151 A, Cruickshank Avenue
Baie-D'Urfé (Québec) H9X 3N9

Phone: 418 694-4223
Toll free: 1 866 421-4223
info@elevex.ca

SAGUENAY
2305, Alexis-Le-Trotteur
St. Jonquière (Québec) G7X 9H8

elevex.ca

NO ONE DELIVERS MORE

HD HYUNDAI XITESOLUTION | MATERIAL HANDLING