■ Some of the photos may include optional equipment.

MOVING YOU FURTHER

HYUNDAI LPG FORKLIFT TRUCKS Applied Tier 4 Engine

70L-7A

HYUNDAI MATERIAL HANDLING

ELEVEX™ Material Handling Solutions

■ Some of the photos may include optional equipment.

MEMO

Optional Items

- **FORK (mm) :** 1200, 1350, 1500, 1800, 2000, 2300, 2400
- **TIRE :** SOLID (SUPERELASTIC), NON-MARKING
- **INTERNAL PIPING**
- **CABIN WITH HEATER**
- **MUFFLER :** HORIZONTAL
- **LPG TANK CLAMP :** DUAL
- **STROBE LIGHT :** (AMBER, RED, BLUE)
- **HAZARD SWITCH**
- **M.C.V. :** 4-SPOOL
- **SIDE SHIFT**
- **INTEGRAL FORK POSITIONER CARRIAGE**
- **INTEGRAL SIDE SHIFT CARRIAGE**
- **INTEGRAL S/S WITH F/P CARRIAGE**

※ The options in this brochure are subject to change to improve the performance of the forklift.

Dimension

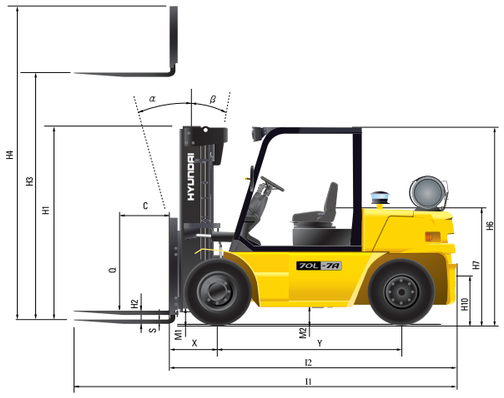

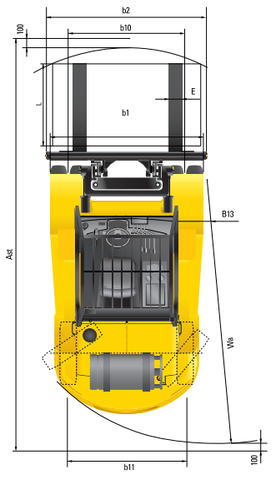

Specification

Identification			
1.1	Manufacturer		Hyundai
1.2	Manufacturer's type designation		70L-7A
1.3	Drive: electric (battery or mains),diesel,petrol,fuel gas,manual		LP
1.4	Type of operation:hand,pedestrian,standing,seated,order-picker		seated
1.5	Load capacity / rated load	Q (lb)	15,500
1.6	Load center distance	c (in)	24
1.8	Load distance, center of drive axle to fork	x (in)	24.2
1.9	Wheelbase	y (in)	90.6
Weights			
2.1	Service weight	lb	20,790
2.2	Axle loading, loaded front/rear	lb	32,108 / 4,114
2.3	Axle loading, unloaded front/rear	lb	8525 / 12,266
Wheels, Chassis			
3.1	Tires:solid rubber, superplastic, pneumatic, polyurethane		Pneumatic
3.2	Tires size, front		8.25-15-14PR
3.3	Tires size, rear		8.25-15-14PR
3.5	Wheels, number front x rear (x=driven wheels)		4x2
3.6	Track width, front	b10 (in)	62.1
3.7	Track width, rear	b11 (in)	63.1
Basic Dimensions			
4.1	Mast/fork carriage tilt forward / backward (α/β)	degrees	15 / 10
4.2	Lowered mast height	h1 (in)	99.0
4.3	Free lift	h2 (in)	5.5
4.4	Lift height	h3 (in)	119.3
4.5	Extended mast height	h4 (in)	170.1
4.7	Overhead guard (cab) height	h5 (in)	99.4
4.8	Seat height / standing height	h7 (in)	54.9
4.12	Coupling height	h10 (in)	16.7
4.19	Overall length	l1 (in)	189.8
4.20	Length to face of forks	l2 (in)	142.5
4.21	Overall width	b1 (in)	82.2
4.22	Fork dimensions	s / e / l (in)	2.6 x 5.9 x 48
4.23	Fork carriage ISO 2328, class / type A,B		Class IV
4.24	Fork-carriage width	b12 (in)	78.3"
4.31	Ground clearance, loaded, under mast	m1 (in)	7.7
4.32	Ground clearance, centre of wheelbase	m2 (in)	8.7
4.33	Aisle width for pallets 1000x1200 crossways	Ast (in)	204.1
4.34	Aisle width for pallets 800x1200 lengthways	Ast (in)	212
4.35	Turning radius	Wa (in)	132.7
4.36	Smallest pivot point distance	b13 (in)	48.2
Performance Data			
5.1	Travel speed, Unloaded	mph	13.9
5.2	Lift speed, Loaded/Unloaded	in/s	16.5 / 16.9
5.3	Lowering speed, Loaded/Unloaded	in/s	19.7 / 17.7
5.5	Drawbar pull, Loaded	lb	15,126
5.7	Gradient performance, Loaded	%	40.6
5.10	Service brake		Hydraulic Wet Brake
Engine			
6.1	Engine manufacturer / type		PSI 4.3L V6
6.2	Engine power acc. to ISO 1585	hp	105
6.3	Rated speed	1/min	2,300
6.4	No. of cylinder / cubic capacity	/cm3	6 / 4,294
Other Details			
8.2	Type of drive control		Power Shift
8.3	Operating pressure	bar	185
8.4	Oil volume(system)	ℓ	94
8.5	Noise	db(A)	82

※ The specifications in this brochure are subject to change for option.

Beyond the Limits

The Hyundai line of 7A series LPG forklift trucks. Excellent power and performance make your business more profitable.

The new master on the job-site!

Smooth running, efficient and ergonomically designed, 70L-7A series are made to meet your needs.

105hp/2,300rpm

Powerful Engine

PSI 4.3L V6 Engine

Industry proven quality of PSI 4.3L V6 engine ensures incomparable performance, durability and additional value to the machine. Powerful and efficient engine provides excellent fuel consumption and torque.
(EPA/CARB Tier-Ⅳ Certified)

Fast and Stable Performance

Being able to quickly raise and lower the mast, as well as tilt it forward and backward, provides the best operational conditions during unloading.
When the truck is fully loaded, mast lowering speed is carefully controlled to ensure safety by the down control valve .
Mast(Lift and Tilt) Look System is standard.



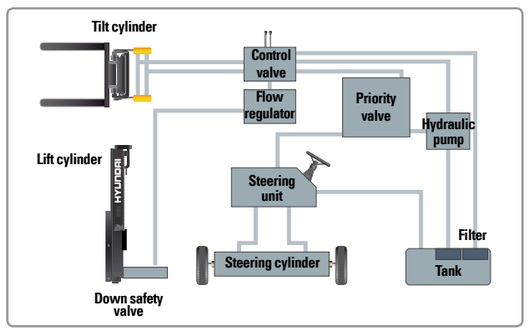

State-of-the-art Hydraulic System

The latest large-capacity hydraulic system reacts quickly during operation, and a low-noise control valve increases both efficiency and durability.

Fully Hydrostatic Power Steering

A hydraulic steering system always guarantees smooth and flexible steering, preventing overrun and kick-back.

Load Capacity

70L-7A

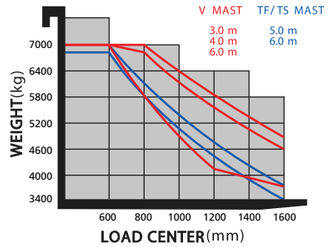

Various Attachments


Side Shift


Hinged Fork

Hinged Bucket


Rotating Fork


Push Pull


Rotating Roll Clamp


Load Stabilizer

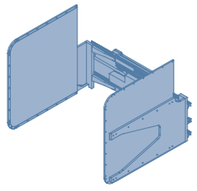
Carton Clamp

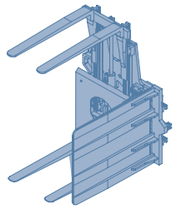
Pallet Invert

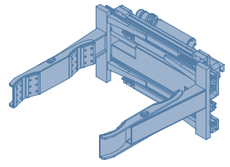
Drum Clamp

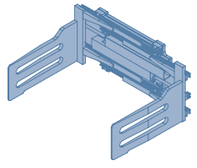
Bale Clamp

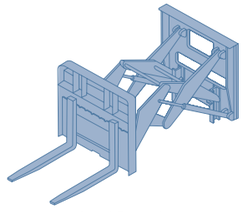
Load Extender


Fork Positioner

Mast Specification (70L-7A) STD : Hook Type Fork&carriage

Model	Mast Type		Maximum Fork height		Overall Height						Free Lift				Tilt Angle		Load capacity w/o side shift At 24 in (600mm)LC		Load capacity w/side shift At 24 in (600mm) LC		TRUCK WEIGHT UNLOAED	
					Lowered		Extended				Without Load Backrest		With Std Load Backrest									
							W/o Load Backrest		W/Std Load Backrest						Fwd	Bwd						
			in	mm	in	mm	in	mm	in	mm	in	mm	in	mm	deg	deg	lb	kg	lb	kg	lb	kg
70L-7A	2-STAGE LIMITED FREE LIFT	V270	107	2730	93	2365	154	3911	158.3	4020	5.5	140	5.5	140	15	10	15436	7000	15436	7000	20689	9382
		V300	119	3030	99	2515	166	4211	170.1	4320	5.5	140	5.5	140	15	10	15436	7000	15436	7000	20794	9430
		V330	131	3330	105	2665	178	4511	181.9	4620	5.5	140	5.5	140	15	10	15436	7000	15436	7000	20899	9478
		V350	139	3530	109	2765	185	4711	189.8	4820	5.5	140	5.5	140	15	10	15436	7000	15436	7000	20969	9509
		V370	147	3730	113	2865	193	4911	197.6	5020	5.5	140	5.5	140	15	10	15436	7000	15436	7000	21039	9541
		V400	159	4030	119	3015	205	5211	209.4	5320	5.5	140	5.5	140	15	10	15436	7000	15436	7000	21163	9597
		V450	178	4530	131	3315	225	5711	229.1	5820	5.5	140	5.5	140	15	10	15436	7000	15215	6900	21665	9825
		V500	198	5030	140	3565	245	6211	248.8	6320	5.5	140	5.5	140	15	10	15436	7000	14774	6700	21841	9905
		V550	218	5530	150	3815	264	6711	268.5	6820	5.5	140	5.5	140	15	10	15215	6900	14333	6500	22016	9984
		V600	237	6030	160	4065	284	7211	288.2	7320	5.5	140	5.5	140	15	10	14774	6700	14002	6350	22189	10063
		V700	277	7030	180	4565	323	8211	327.6	8320	5.5	140	5.5	140	15	6	14553	6600	13451	6100	22534	10219
	3-STAGE FULL FREE LIFT	TF450	180	4560	101	2565	227	5765	228.5	5805	53.5	1360	50	1275	15	10	15436	7000	14553	6600	22124	10033
		TF500	199	5060	109	2765	247	6265	248.2	6305	61.4	1560	58	1475	15	10	14994	6800	14112	6400	22327	10125
		TF560	220	5600	117	2965	268	6805	269.5	6845	69.3	1760	66	1675	15	10	14553	6600	13671	6200	22572	10236
		TF600	239	6060	125	3165	286	7265	287.6	7305	77.2	1960	74	1875	15	10	14112	6400	13341	6050	22765	10324
		TS450	180	4560	101	2565	227	5765	228.5	5805	53.5	1360	50	1275	15	10	15436	7000	14553	6600	22124	10033
		TS500	199	5060	109	2765	247	6265	248.2	6305	61.4	1560	58	1475	15	10	14994	6800	14112	6400	22327	10125
		TS560	220	5600	117	2965	268	6805	269.5	6845	69.3	1760	66	1675	15	10	14553	6600	13671	6200	22572	10236
		TS600	239	6060	125	3165	286	7265	287.6	7305	77.2	1960	74	1875	15	10	14112	6400	13341	6050	22765	10324

Mast Specification (70L-7A) OPT : Shaft Type Fork&carriage

Model	Mast Type		Maximum Fork height		Overall Height						Free Lift				Tilt Angle		Load capacity w/o side shift At 24 in (600mm)LC		Load capacity w/side shift At 24 in (600mm) LC		TRUCK WEIGHT UNLOAED	
					Lowered		Extended				Without Load Backrest		With Std Load Backrest									
							W/o Load Backrest		W/Std Load Backrest						Fwd	Bwd						
			in	mm	in	mm	in	mm	in	mm	in	mm	in	mm	deg	deg	lb	kg	lb	kg	lb	kg
70L-7A	2-STAGE LIMITED FREE LIFT	V270	107	2730	93	2365	-	-	156.5	3975	-	-	5.5	140	15	10	15436	7000	-	-	20853	9457
		V300	119	3030	99	2515	-	-	168.3	4275	-	-	5.5	140	15	10	15436	7000	-	-	20961	9506
		V330	131	3330	105	2665	-	-	180.1	4575	-	-	5.5	140	15	10	15436	7000	-	-	21063	9552
		V350	139	3530	109	2765	-	-	188.0	4775	-	-	5.5	140	15	10	15436	7000	-	-	21133	9584
		V370	147	3730	113	2865	-	-	195.9	4975	-	-	5.5	140	15	10	15436	7000	-	-	21204	9616
		V400	159	4030	119	3015	-	-	207.7	5275	-	-	5.5	140	15	10	15436	7000	-	-	21327	9672
		V450	178	4530	131	3315	-	-	227.4	5775	-	-	5.5	140	15	10	15436	7000	-	-	21830	9900
		V500	198	5030	140	3565	-	-	247.0	6275	-	-	5.5	140	15	10	15436	7000	-	-	22004	9979
		V550	218	5530	150	3815	-	-	266.7	6775	-	-	5.5	140	15	10	15436	7000	-	-	22181	10059
		V600	237	6030	160	4065	-	-	286.4	7275	-	-	5.5	140	15	10	14994	6800	-	-	22353	10137
		V700	277	7030	180	4565	-	-	325.8	8275	-	-	5.5	140	15	6	14774	6700	-	-	22611	10254
	3-STAGE FULL FREE LIFT	TF450	180	4560	101	2565	-	-	228.5	5805	-	-	52	1320	15	10	15436	7000	-	-	22260	10095
		TF500	199	5060	109	2765	-	-	248.2	6305	-	-	60	1520	15	10	15215	6900	-	-	22463	10187
		TF560	220	5600	117	2965	-	-	269.5	6845	-	-	68	1720	15	10	14774	6700	-	-	22708	10298
		TF600	239	6060	125	3165	-	-	287.6	7305	-	-	76	1920	15	10	14333	6500	-	-	22902	10386
		TS450	180	4560	101	2565	-	-	228.5	5805	-	-	52	1320	15	10	15436	7000	-	-	22260	10095
		TS500	199	5060	109	2765	-	-	248.2	6305	-	-	60	1520	15	10	15215	6900	-	-	22463	10187
		TS560	220	5600	117	2965	-	-	269.5	6845	-	-	68	1720	15	10	14774	6700	-	-	22708	10298
		TS600	239	6060	125	3165	-	-	287.6	7305	-	-	76	1920	15	10	14333	6500	-	-	22902	10386

■ Some of the photos may include optional equipment.



Increased Mast Tilting Angle

Utilizing the mast tilting angle of 15 degrees forward and 10 degrees backward, the operator can safely and rapidly perform loading and unloading jobs.

Faster Travel Speed & Better Gradability

The powerful high-output engine provides greater acceleration, better gradability and faster travel speed on tough terrains or slopes.

Gradability(Loaded)
70L-7A : 40.6%

Travel Speed(Unloaded)
70L-7A : 13.9 mph

Ergonomic operator friendly compartment design!

Based on the mechanics of the human frame, Hyundai operator compartments are ergonomically designed to help reduce fatigue and increase operator efficiency.

Operator Friendly Gauges and Water-resistant Monitor Panel

❶ Parking brake lamp
❷ Turn Indicator
❸ Engine oil warning lamp
❹ Transmission oil temperature warning lamp
❺ Battery charging warning lamop
❻ Air filter warning lamp
❼ Working light indicator
❽ Seat belt warning
❾ Water temperature gauge
❿ OPSS Warning
⓫ Hour meter
⓬ Check engine lamp
⓭ Brake oil warning lamp

Grammer Full Suspension Seat

Easily adjustable premium suspension seat, provides great comfort, safety and durability.

Excellent Visibility for Safe Operation

The cabin was designed for more space, a wider field of view and operator comfort.

■ Some of the photos may include optional equipment.

Ergonomically Positioned Pedals

The accelerator, brake and inching pedals are positioned to optimize foot comfort to the operator while operating the equipment.

Convenience Tray

Provides additional storage spaces, paperwork clamp and cup holder.



Quick Response of Operating Control Levers

Minimal operator effort is required for precise, safe and productive control.

Maintenance Free Battery

Large Tool Box

Additional tool box located in machine side for operator's convenience.

Easy-to-access Reservoir Tank



Locking Engine Compartment Cover

Designed for quick and easy service!

An ideal arrangement of component parts ensures easy access and convenience for maintenance.

Large Engine Hood
Highly accessible engine compartment assures fast and efficient maintenance.

Easy Change Air Cleaner
The air filter is readily accessible for cleaning or replacement.

Efficient Cooling System

■ Some of the photos may include optional equipment.

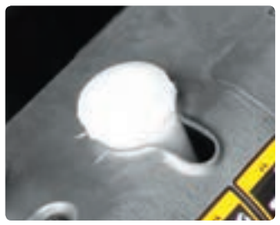

Brake Fluid Reservoir with Level Switch
When brake oil level became lower than Min., the warning lamp on the cluster lights on.

Easy Maintenance Oil Check
The T/M oil level can be checked easily without any disassembly.

Expansion Bellows
The expansion bellows absorbs vibration and reduces noise generated from the exhaust system and also extends the life cycle of exhaust system.

Grease Fittings
Grease fittings are installed for fast access to steering axle center pin when doing your service checks.

Adjustable Steering Wheel
Steering wheel with horn button can be adjusted by a lever on the right-hand side for the most comfortable operator position.

Easy and Safe Shift Lever
A single lever on the left side of the steering column gives the operator fast, easy control of direction. The lever must be in the neutral position before the engine can be started.

Danger-free through high durability!

Safety and durability are priorities in design of the equipment.



Strong Overhead Guard
The safety overhead guard meets ISO 6055 regulation and protects the operator during hazardous jobs.

Parking brake
Ratchet type parking brake requires less effort the operator to set.

Highly Durable Drive Axle with Wet Disc Brakes
The planetary reduction drive axle smoothly delivers desired torque to the drive wheels. The wet disc brake system is virtually maintenance free and the enclosed design protects from dust and water.

■ Some of the photos may include optional equipment.

OPSS (Operator Presence Sensing System)
When operator is not in seat the hydraulic lift and tilt controls and travel are locked out.



Large Footboard & Hand Grip
Wide"open"step offers convenience and safety when entering and exiting truck.



Heavy Duty Single Unit Frame
Heavy duty single unit type frame, designed on the basis of accurate structural analysis, guarantees durability and safety.

Bright, Protected Headlights
Bright, Protected head lights are positioned for exceptional visibility.



Ground Clearance
The engine and transmission are assembled horizontally and positioned high in the frame to protect major components during operation on rugged surface.

ELEVEX™
Material Handling Solutions

MONTREAL (Head office)
19151 A, Cruickshank Avenue
Baie-D'Urfé (Québec) H9X 3N9

Phone: 418 694-4223
Toll free: 1 866 421-4223
info@elevex.ca

SAGUENAY
2305, Alexis-Le-Trotteur
St. Jonquière (Québec) G7X 9H8

elevex.ca

HYUNDAI
MATERIAL HANDLING

2018. 07 Rev. 5